



*InnSuites  
Hospitality  
Trust*

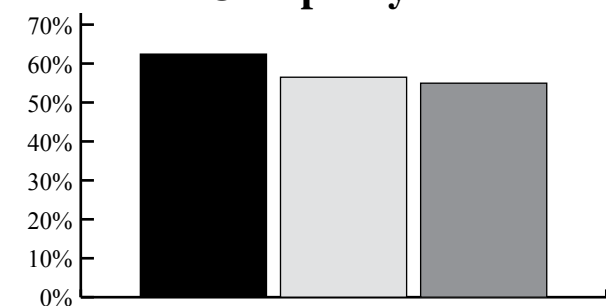
Annual Report Two Thousand & Eleven

*Boutique Destinations*



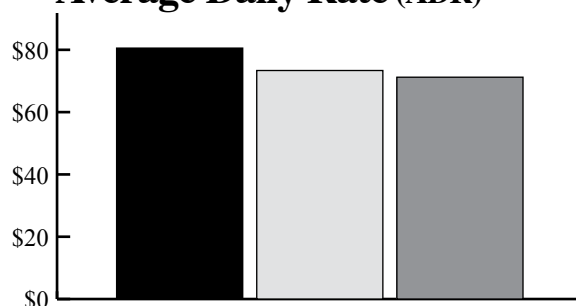
# Graph Data

## Occupancy




Fiscal Year	2009	2010	2011
Occupancy	62.42%	56.49%	54.96%

## Average Daily Rate (ADR)



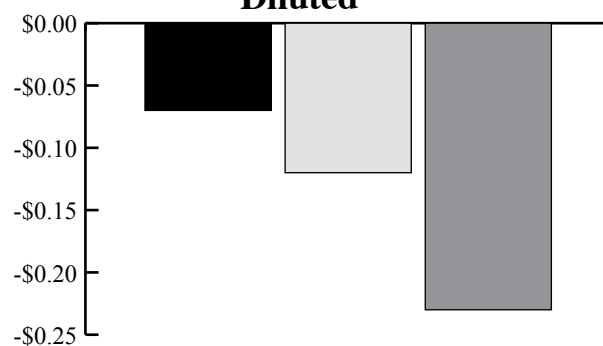
Fiscal Year	2009	2010	2011
Average Daily Rate	\$80.55	\$73.36	\$71.21

## Revenue per Available Suite (REVPAR)



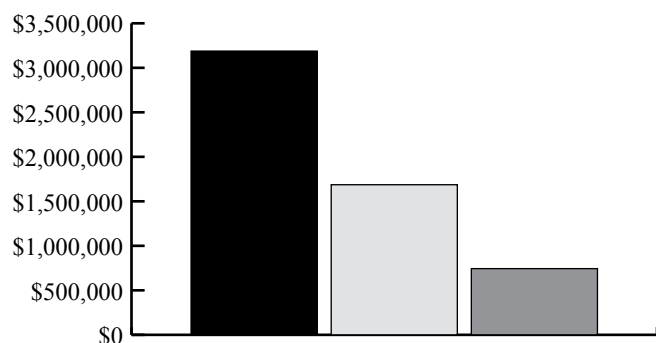
Fiscal Year	2009	2010	2011
REVPAR	\$50.28	\$41.44	\$39.14

## Net Income (Loss) Per Share - Diluted




Fiscal Year	2009	2010	2011
Diluted Earnings	(\$0.07)	(\$0.12)	(\$0.23)

## Earnings Before Interest, Taxes, Depreciation, Amortization and Non-Controlling Interest (EBITDA before Non-Controlling Interest)



Fiscal Year	2009	2010	2011
EBITDA before Non-Controlling Interest	\$3,187,815	\$1,686,433	\$770,871

## Dividends Per Share



Fiscal Year	2009	2010	2011
Dividends	\$0.01	\$0.01	\$0.01

## FISCAL 2011 SIGNIFICANT EVENTS

- Revenue declined 7% from \$16.9 million in fiscal year 2010 to \$15.7 million in fiscal year 2011.
- In the challenging economic environment of fiscal 2011, EBITDA before Non-Controlling Interest declined from \$1.7 million in fiscal 2010 to \$771,000 in fiscal 2011, a decline of 56%.
- Equity and cash increased by \$2.2 million with the syndication of 67% of our Albuquerque hotel.
- InnSuites continues to improve our product even during the tight economy, which has resulted in increased market share at virtually all of our hotels. This improved product and service should continue to improve our profitability during the current 2012 fiscal year.

### Operating Results

	2011	2010	2009
<b>Earnings</b>			
Operating Income (Loss)	\$ (1,082,293)	\$ (247,794)	\$ 274,487
Interest Expense	\$ 1,588,760	\$ 1,560,014	\$ 1,503,444
Reported Net Income (Loss)	\$ (2,007,691)	\$ (1,061,419)	\$ (630,526)
Reported Net Income (Loss) per basic share	\$ (0.23)	\$ (0.12)	\$ (0.07)
Reported Net Income (Loss) per diluted share	\$ (0.23)	\$ (0.12)	\$ (0.07)
EBITDA before Non-controlling Interest <sup>(1)</sup>	\$ 770,871	\$ 1,686,433	\$ 3,187,815
<b>Trust Data</b>			
Total Trust Revenue	\$ 15,740,427	\$ 16,924,494	\$ 20,391,835
Trust Assets	\$ 27,935,098	\$ 28,474,316	\$ 30,436,804
Dividends Paid	\$ 0.01	\$ 0.01	\$ 0.01
<b>Hotel Statistics</b>			
Average Daily Rate (ADR)	\$ 71.21	\$ 73.36	\$ 80.55
Occupancy	54.96%	56.49%	62.42%
Revenue per Available Suite (REVPAR)	\$ 39.14	\$ 41.44	\$ 50.28

(1) Earnings before Interest, Tax, Depreciation, Amortization and Non-Controlling Interest (“EBITDA before Non-Controlling Interest”). Management believes that EBITDA before Non-Controlling Interest is a relevant indicator of operating performance. EBITDA is used by the Trust in its internal reporting and by the investment community in assessing financial performance. A reconciliation of Net Income to EBITDA before Non-Controlling Interest:

	<u>FY 2011</u>	<u>FY 2010</u>	<u>FY 2009</u>
Net Loss attributable to controlling interest	\$(2,007,691)	\$(1,061,419)	\$(630,526)
Add back:			
Non-controlling interest	(689,065)	(698,270)	(630,519)
Depreciation	1,853,164	1,934,227	2,913,328
Interest expense	1,588,760	1,560,014	1,503,444
Income tax expense (benefit)	27,000	(35,828)	34,692
Less:			
Interest Income	(1,297)	(12,291)	(2,604)
EBITDA before Non-Controlling Interest	<u>\$770,871</u>	<u>\$1,686,433</u>	<u>\$3,187,815</u>



**Trust Shareholder Letter  
Fiscal 2011**

Dear Fellow InnSuites Hospitality Trust Shareholders:

During the just completed Fiscal Year 2011 (February 1, 2010 through January 31, 2011), we along with many other hotels and businesses were adversely affected by the lingering negative effects of the most difficult recession in the last 70 years. We are pleased to report that starting July of 2010, we began to see more positive effects of the beginnings of the recovery. To establish a strong foundation for future growth and stability and to provide needed working capital, we took a number of steps to improve our liquidity and capital structure including the syndication of a 67% non-controlling interest in our Albuquerque hotel resulting in an increase in cash and equity of \$2.2 million. In the current Fiscal Year 2012, we began the private syndication of a 49% non-controlling interest in our Tucson Foothills hotel with \$2 million of the \$2.5 million offering quickly reserved.

During the past year we further reduced staff and retooled our hotel and corporate operations, creating a leaner and more efficient operating model without compromising guest service and refurbishment upgrades. In spite of a challenging environment, InnSuites Hotels and Suites is taking an increasing share in most of our hotel markets in occupancy and/or in rate. In addition, we have seen positive results from our cost-cutting and marketing efforts. We look ahead to the current fiscal year 2012 with increased confidence and optimism backed by more favorable first quarter results. In the current fiscal year 2012, we are committed to continue to upgrade our studios and suites with large screen HDTV flat-screen TVs and more to further strengthen our market share in each market we serve as we continue on the path of maximizing the performance of our hotel operations and our guest's experience. We are pleased with the progress made and have confidence in the resilience and long-term growth potential of our hotel real estate platform.


Adjusted EBITDA was \$771,000 for the 2011 fiscal year ended January 31, 2011 compared to \$1.7 million in the prior year. Net loss attributable to controlling interest was \$(2.0) million, or \$(0.23) per basic and diluted share, for the fiscal year ended January 31, 2011. This loss includes \$1.9 million of non-cash depreciation expense. This compares to a loss of \$(1.1) million, or \$(0.12) per basic and diluted share, for the fiscal year ended January 31, 2010. This loss also includes \$1.9 million of non-cash depreciation expense.

Revenues for fiscal year 2011 were \$15.7 million compared to \$16.9 million in the prior year, reflecting declining occupancy and rates in the current economic conditions. Based on early results in Fiscal Year 2012, we expect a reversal of previously declining occupancy, rate and revenue for the current Fiscal Year 2012.

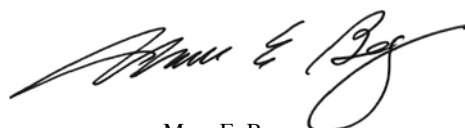
InnSuites Hospitality Trust is asset rich with the market value of our individual hotel assets generally exceeding the book value. The Trust is beginning to tap this hidden value with minority equity syndications including Albuquerque in Fiscal Year 2011 and Tucson Foothills in Fiscal Year 2012.

In spite of the declines suffered in fiscal 2011, we out-performed our comparable competitive hotel sets in most markets in which we operate and in fiscal 2012 we are a more efficient hotel company. We are looking ahead to taking advantage of emerging opportunities. With a long-term strategic view, we are increasing the number of hotels, currently 27, in our InnSuites Boutique Collection to strengthen our portfolio. We continue to cut costs in all sectors of our company and we are working with all InnSuites' employees to review more effective and efficient ways to produce profits. Increasing sales is paramount to our planned profit recovery going forward. We are updating web reservation and our marketing and advertising initiatives to maximize sales and increase market share as well as add a new course of reservation's revenues from third party hotels. We are confident that we will make progress in fiscal 2012 based on early results as well as the strength and experience of the InnSuites Team.


Sincerely,  
InnSuites Hospitality Trust



James Wirth  
Chairman, CEO and President



Marc E. Berg  
Executive Vice President



Anthony Waters  
Chief Financial Officer

Certain matters within this letter may be discussed using forward-looking language as specified in the 1995 Private Securities Litigation Reform Act and InnSuites Hospitality Trust intends that such forward-looking statements be subject to the safe-harbor created thereby. Such forward-looking statements include, but are not limited to: (i) the world, national and southwest U.S. economy; (ii) the management or operation of the hotels; (iii) the adequacy of reserves for renovation and refurbishment; (iv) the Trust's financing plans; (v) the Trust's position regarding investments, acquisitions, developments, financings, conflicts of interest and other matters; and (vi) trends affecting the Trust's or any hotel's financial condition or results of operations. InnSuites Hospitality Trust cautions that these statements may involve known and unknown risks, uncertainties and other factors that may cause the actual results or performance to differ from those projected in the forward-looking statements contained herein. Such risks include, but are not limited to the pace, if any, of the economic recovery of the national and state economies: a) fluctuations in hotel occupancy rates; b) changes in room rental rates which may be charged by InnSuites Hotels in response to market rental rate changes or otherwise; c) seasonality of our business; d) interest rate fluctuations; e) changes in governmental regulations, including federal income tax laws and regulations; f) competition; g) any changes in the Trust's financial condition or operating results due to acquisitions or dispositions of hotel properties; h) insufficient resources to pursue our current strategies; i) concentration of our investments in the InnSuites Hotels® brand; j) loss of franchise contracts; k) real estate and hospitality market conditions; l) hospitality industry factors, m) our ability to meet present and future debt service obligations; n) terrorist attacks or other acts of war; o) outbreaks of communicable diseases; p) natural disasters; q) loss of key personnel; and r) local or national economic and business conditions, including, without limitation, conditions which may affect public securities markets generally, the hospitality industry or the markets in which the Trust operates or will operate. From time to time, these and other risks are discussed in the Trust's Annual Report on Form 10-K and other filings with the Securities and Exchange Commission.

## CAPITALIZATION

	End of Fiscal 2011 (January 31, 2011)	End of Fiscal 2010 (January 31, 2010)	End of Fiscal 2009 (January 31, 2009)
Market Capitalization	\$ 11,110,818	\$ 11,617,325	\$ 9,466,313
Closing Stock Price	\$ 1.30	\$ 1.35	\$ 1.05
Shares Outstanding	8,546,783	8,605,426	9,015,536
Shares Held by Officers & Trustees	5,607,350	5,607,350	6,055,042
Estimated Float	2,939,433	2,998,076	2,960,494
Class A Operating Partnership Units (Convertible 1 for 1 into Trust Shares at Owner's option)	369,391	369,391	431,598
Total Shares & Class A Convertible Units	8,916,174	8,974,817	9,447,134
Shares & Class A Convertible Units held by Officers and Trustees	5,607,350	5,607,350	6,055,042
Class B Partnership Units (Convertible 1 for 1 into Trust Shares with Board of Trustees approval)	3,407,938	3,407,938	3,407,938
Total Shares and Units	12,324,112	12,382,755	12,855,072
Implied Market Capitalization <sup>(1)</sup>	\$ 16,021,346	\$ 16,716,719	\$ 13,497,826

(1) Not calculated in accordance with accounting principles generally accepted in the United States of America, but presented for shareholder information only.

## InnSuites Overview

InnSuites Hospitality Trust is a mid-market studio and two-room suite hospitality real estate trust which wholly or partially owns and manages five moderate and full service suite hotels with 843 hotel suites located in Arizona, California and New Mexico. The Trust through its wholly-owned subsidiary, InnSuites Hotels, Inc., manages a total of eight hotels, and as owner of the "InnSuites"® trademarks (which allow the Trust to enter markets that are not available to other hotel companies that do not control the brand) provides trademark and reservations services to a total of 27 hotels containing 2,766 rooms and suites.

InnSuites Hotels and Suites and InnSuites Boutique Hotel Collection distinguish themselves by offering "Your Suite Choice Value"® of "Studio InnSuites", "Two-room Executive/Family Suites", and romantic "Presidential Jacuzzi Suites." InnSuites creates extra value for all guests with complimentary "InnSuites Extras," including complimentary healthy hot breakfast buffet, free high speed high capacity internet, complimentary afternoon social hour, guest business and further centers, inn-room refrigerator, microwave, coffeemaker and more.

For reservations, call toll free 1-888-INNSUITES, 1-800-842-4242 or visit [www.innsuites.com](http://www.innsuites.com) or [www.ibchotel.com](http://www.ibchotel.com). For Trust investment information, visit [www.innsuitestrust.com](http://www.innsuitestrust.com).

## PART I

### Item 1. BUSINESS

#### INTRODUCTION TO OUR BUSINESS

InnSuites Hospitality Trust (the “Trust”) is headquartered in Phoenix, Arizona and is an unincorporated Ohio real estate investment trust. The Trust, with its affiliates RRF Limited Partnership, a Delaware limited partnership (the “Partnership”), and InnSuites Hotels, Inc., a Nevada corporation (“InnSuites Hotels”), owns and operates five hotels, provides management services for eight hotels, and provides trademark license services for ten hotels. On January 31, 2011, the Trust owned a 71.41% sole general partner interest in the Partnership, which wholly-owned three InnSuites® hotels located in Arizona and southern California and owned a 33.32% interest in one InnSuites® hotel located in New Mexico. The Trust also owned one InnSuites® hotel located in Yuma, Arizona (all five InnSuites® hotels are hereinafter referred to as the “Hotels”). InnSuites Hotels, a wholly owned subsidiary of the Trust, provides management services for the Hotels and three hotels owned by affiliates of James F. Wirth, the Trust’s Chairman, President and Chief Executive Officer. InnSuites Hotels also provides trademark and licensing services to the Hotels, three hotels owned by affiliates of Mr. Wirth and one unrelated hotel property. The Trust has 368 employees.

The Hotels have an aggregate of 843 hotel suites and operate as moderate and full-service hotels that apply a value studio and two-room suite operating philosophy formulated in 1980 by Mr. Wirth. The Trust owns and operates hotels as studio and two-room suite hotels that offer services such as free hot breakfast buffets and complimentary afternoon social hours plus amenities, such as microwave ovens, refrigerators, free high-speed hard wired and wireless internet access and coffee makers in each studio or two-room suite.

The Trust believes that a significant opportunity for revenue growth and profitability will arise from the skillful management of the Trust’s Hotels or managed hotel properties for both increased occupancy and rates. The Trust’s primary business objectives are to maximize returns to its shareholders through increases in asset value and long-term total returns to shareholders. The Trust seeks to achieve these objectives through participation in increased revenues from the Hotels as a result of intensive management and marketing of the InnSuites® hotels and the “InnSuites Boutique Hotel Collection” brands in the southwestern region of the United States. See “Management’s Discussion and Analysis of Financial Condition and Results of Operations-Future Positioning” for a more detailed discussion of the Trust’s strategic objectives.

The Trust has a single class of Shares of Beneficial Interest, without par value, that are traded on the NYSE Amex under the symbol “IHT.” The Partnership has two outstanding classes of limited partnership interests, Class A and Class B, which are identical in all respects. Each Class A limited partnership unit is convertible, at the option of the Class A holder, into one newlyissued Share of Beneficial Interest of the Trust and each Class B limited partnership unit is convertible, upon approval of the Board of Trustees of the Trust, into one newly-issued Share of Beneficial Interest of the Trust. The Partnership Agreement of the Partnership subjects both general and limited partner units to certain restrictions on transfer.

#### MANAGEMENT AND LICENSING CONTRACTS

The Trust directly manages the Hotels through the Trust’s wholly owned subsidiary, InnSuites Hotels. Under the management agreements, InnSuites Hotels provides the personnel for the Hotels, the expenses of which are reimbursed at cost, and manages the Hotels’ daily operations. All such expenses and reimbursements between InnSuites Hotels and the Partnership have been eliminated in consolidation. During the first eleven months of fiscal year 2010, InnSuites Hotels received 2.5% of room revenue from the four hotels (reduced to three as of July 28, 2010) owned by affiliates of Mr. Wirth in exchange for management services and an additional monthly accounting fee of \$2,000. Beginning January 1, 2010 and effective through January 31, 2011, the management fees for these hotels remained at 2.5% of room revenue and the annual accounting fee was adjusted to \$27,000, payable \$1,000 per month with an additional payment of \$15,000 due at year end for annual accounting closing activities. These agreements have no expiration date and may be cancelled by either party with 90-days written notice or 30-days written notice in the event the property changes ownership.

The Trust also provides the use of the “InnSuites” trademark to the Hotels through the Trust’s wholly owned subsidiary, InnSuites Hotels. All such fees between InnSuites Hotels and the Partnership have been eliminated in consolidation. During the first eleven months of fiscal year 2010, InnSuites Hotels received 1.25% of room revenue from the four hotels (reduced to three as of July 28, 2010) owned by affiliates of Mr. Wirth in exchange for use of the “InnSuites” trademark. Effective January 1, 2010 and through January 31, 2011, the fees for hotels owned by affiliates of Mr. Wirth were amended to a per-room calculation, with fees equal to \$10 per month per room for the first 100 rooms, and \$2 per month per room for the amount above 100 rooms. These agreements have no expiration date and may be cancelled by either party with 12-months written notice or 90-days written notice in the event the property changes ownership. InnSuites Hotels received 0.5% of room revenue from the unrelated hotel in Buena Park, California in exchange for licensing services during fiscal years 2011 and 2010. This agreement has no expiration date and may be cancelled by either party with 30-days written notice.

## **FRANCHISE AGREEMENTS**

InnSuites Hotels has entered into franchise arrangements with Best Western International with respect to four of the Hotels. In exchange for use of the Best Western name, trademark and reservation system, the participating Hotels pay fees to Best Western International based on reservations received through the use of the Best Western reservation system and the number of available suites at the participating Hotels. The agreements with Best Western have no specific expiration terms and may be cancelled by either party. Best Western requires that the participating hotels meet certain requirements for room quality, and the Hotels are subject to removal from its reservation system if these requirements are not met. The Hotels with third-party franchise agreements received significant reservations through the Best Western reservation system. The Trust incurred \$324,084 and \$290,224 in total fees related to these agreements for the twelve months ended January 31, 2011 and 2010, respectively.

## **COMPETITION IN THE HOTEL INDUSTRY**

The hotel industry is highly competitive. The Trust expects the major challenge for fiscal year 2012 to be the overall economy and strong competition for all business in the markets in which it operates, which may affect the Trust's ability to increase room rates while maintaining market share. Each of the Hotels experiences competition primarily from other mid-market hotels located in its immediate vicinity, but also competes with hotel properties located in other geographic markets. While none of the Hotels' competitors dominate any of the Trust's geographic markets, some of those competitors may have greater marketing and financial resources than the Trust.

Certain additional hotel property developments have recently been completed by competitors in a number of the Hotels' markets, and additional hotel property developments may be built in the future. Such hotel developments have had, and could continue to have, an adverse effect on the revenue of the Hotels in their respective markets.

The Trust has chosen to focus its hotel investments in the southwest region of the United States. The Trust has a concentration of assets in the southern Arizona market. In the markets in which the Trust operates, in particular, the Yuma, Arizona and Ontario, California markets, supply has increased. In the Tucson, Arizona market, demand has declined. Either an increase in supply or a decline in demand could result in increased competition, which could have an adverse effect on the revenue of the Hotels in their respective markets.

The Trust may also compete for investment opportunities with other entities that have greater financial resources. These entities also may generally accept more risk than the Trust can prudently manage. Competition may generally reduce the number of suitable future investment opportunities available to the Trust and increase the bargaining power of owners seeking to sell their properties.

## **REGULATION**

The Trust is subject to numerous federal, state and local government laws and regulations affecting the hospitality industry, including usage, building and zoning requirements. A violation of any of those laws and regulations or increased government regulation could require the Trust to make unplanned expenditures which may result in higher operating costs. In addition, the Trust's success in expanding our hotel operations depends upon its ability to obtain necessary building permits and zoning variances from local authorities. Compliance with these laws is time intensive and costly and may reduce the Trust's revenues and operating income.

Under the Americans with Disabilities Act of 1990 (the "ADA"), all public accommodations are required to meet certain federal requirements related to access and use by disabled persons. In addition to ADA work completed to date, the Trust may be required to remove access barriers or make unplanned, substantial modifications to its Hotels to comply with the ADA or to comply with other changes in governmental rules and regulations, which could reduce the number of total available rooms, increase operating costs and have a negative impact on the Trust's results of operations.

In addition, our Hotels, like all real property, are subject to governmental regulations designed to protect the environment. If the Trust fails to comply with such laws and regulations, it may become subject to significant liabilities, fines and/or penalties, which could adversely affect its financial condition and results of operations.

The Trust is also subject to laws governing our relationship with employees, including minimum or living wage requirements, overtime, working conditions and work permit requirements. Additional increases to the state or federal minimum wage rate, employee benefit costs or other costs associated with employees could increase expenses and result in lower operating margins.

Lastly, the Trust collects and maintains information relating to its guests for various business purposes, including maintaining guest preferences to enhance the Trust's customer service and for marketing and promotional purposes. The collection and use of personal data are governed by privacy laws and regulations. Compliance with applicable privacy regulations may increase the Trust's operating costs and/or adversely impact its ability to service its guests and market its products, properties and services to its guests. In addition, non-compliance with applicable privacy regulations by the Trust (or in some circumstances non-compliance by third parties engaged by the Trust) could result in fines or restrictions on its use or transfer of data.

## SEASONALITY OF THE HOTEL BUSINESS

The Hotels' operations historically have been seasonal. The three southern Arizona hotels experience their highest occupancy in the first fiscal quarter and, to a lesser extent, the fourth fiscal quarter. The second fiscal quarter tends to be the lowest occupancy period at those three southern Arizona hotels. This seasonality pattern can be expected to cause fluctuations in the Trust's quarterly revenues. The two hotels located in California and New Mexico historically experience their most profitable periods during the second and third fiscal quarters (the summer season), providing some balance to the general seasonality of the Trust's hotel business.

The seasonal nature of the Trust's business increases its vulnerability to risks such as labor force shortages and cash flow problems. Further, if an adverse event such as an actual or threatened terrorist attack, international conflict, regional economic downturn or poor weather conditions should occur during the first or fourth fiscal quarters, the adverse impact to the Trust's revenues could likely be greater as a result of its southern Arizona seasonal business.

## OTHER AVAILABLE INFORMATION

We also make available, free of charge, on our Internet website at [www.innsuitestrust.com](http://www.innsuitestrust.com), our annual reports on Form 10-K, quarterly reports on Form 10-Q, current reports on Form 8-K and amendments to reports filed or furnished pursuant to Section 13(a) or 15(d) of the Securities Exchange Act of 1934, as amended, as soon as reasonably practicable after we file such material with, or furnish it to, the Securities and Exchange Commission (the "SEC").

### Item 1A. RISK FACTORS

Not required for smaller reporting companies.

### Item 1B. UNRESOLVED STAFF COMMENTS

Not required for smaller reporting companies.

### Item 2. PROPERTIES

The Trust maintains its administrative offices at the InnSuites Hotels Centre, at 1625 E. Northern Avenue, Suite 105, Phoenix, Arizona 85020 in a space leased by the Trust from a third party. On January 31, 2011, the Partnership wholly owned three Hotels and 33.32% of a fourth Hotel, and the Trust owned one Hotel. All of the Hotels are operated as InnSuites® Hotels, while four are also marketed as Best Western® Hotels. All of the Hotels operate in the following locations:

PROPERTY	NUMBER OF SUITES	YEAR OF CONSTRUCTION/ ADDITION	MOST RECENT RENOVATION (1)	PERCENT OWNERSHIP BY THE TRUST
InnSuites Hotel and Suites Airport Albuquerque Best Western	101	1975/1985	2004	23.79% <sup>(2)</sup>
InnSuites Hotel and Suites Tucson, Catalina Foothills Best Western	159	1981/1983	2005	71.41% <sup>(3)</sup>
InnSuites Hotels and Suites Yuma Best Western	166	1982/1984	2010	99.9% <sup>(4)</sup>
InnSuites Hotel and Suites Ontario Airport Best Western	150	1990	2005	71.41% <sup>(3)</sup>
InnSuites Hotels and Suites Tucson St. Mary's	<u>267</u>	1960/1971	2006	71.41% <sup>(3)</sup>
Total suites	<u>843</u>			

(1) The Trust defines a renovation as the remodeling of more than 10% of a property's available suites.

(2) The Partnership owns a 33.32% interest in the Albuquerque, New Mexico Hotel. The Trust owns a 71.41% general partner interest in the Partnership.

(3) The Partnership owns a 100% interest in the two Tucson, Arizona and the Ontario, California Hotels. The Trust owns a 71.41% general partner interest in the Partnership.

(4) The Trust holds a direct 99.9% ownership interest in the Yuma, Arizona Hotel.

See "Item 7 – Management's Discussion and Analysis of Financial Condition and Results of Operations – General" herein for a discussion of occupancy rates at the Hotels.

See Note 8 to the Trust's Consolidated Financial Statements – "Mortgage Notes Payable" herein for a discussion of mortgages encumbering the Hotels.

### Item 3. LEGAL PROCEEDINGS

The Trust is not a party to, nor are any of its properties subject to, any material litigation or environmental regulatory proceedings.

### Item 4. REMOVED AND RESERVED

## PART II

### Item 5. MARKET FOR THE TRUST'S SHARES, RELATED SHAREHOLDER MATTERS AND TRUST PURCHASES OF SHARES

The Trust's Shares of Beneficial Interest are traded on the NYSE Amex under the symbol "IHT." On April 15, 2011, the Trust had 8,577,583 shares outstanding and 421 holders of record.

The following table sets forth, for the periods indicated, the high and low sales prices of the Trust's Shares of Beneficial Interest, as quoted by the NYSE Amex, as well as dividends declared thereon:

<u>Fiscal Year 2011</u>	<u>High</u>	<u>Low</u>	<u>Dividends</u>
First Quarter	1.45	1.12	—
Second Quarter	1.55	1.21	—
Third Quarter	1.52	1.06	—
Fourth Quarter	1.55	1.10	.01
<u>Fiscal Year 2010</u>	<u>High</u>	<u>Low</u>	<u>Dividends</u>
First Quarter	1.53	0.79	—
Second Quarter	2.00	1.01	—
Third Quarter	1.40	1.00	—
Fourth Quarter	1.85	0.97	.01

The Trust intends to maintain a conservative dividend policy to facilitate the reduction of debt and internal growth. In fiscal years 2011 and 2010, the Trust paid dividends of \$0.01 per share in the fourth quarter of each year. The Trust has paid dividends each fiscal year since its inception in 1971.

On January 2, 2001, the Board of Trustees approved a share repurchase program under Rule 10b-18 of the Securities Exchange Act of 1934, as amended, for the purchase of up to 250,000 limited partnership units in the Partnership and/or Shares of Beneficial Interest in open market or privately negotiated transactions. On September 10, 2002, August 18, 2005 and September 10, 2007, the Board of Trustees approved the purchase of up to 350,000 additional limited partnership units in the Partnership and/or Shares of Beneficial Interest in open market or privately negotiated transactions. Additionally, on January 5, 2009, September 15, 2009 and January 31, 2010, the Board of Trustees approved the purchase of up to 300,000, 250,000 and 350,000, respectively, additional limited partnership units in the Partnership and/or Shares of Beneficial Interest in open market or privately negotiated transactions. Acquired Shares of Beneficial Interest will be held in treasury and will be available for future acquisitions and financings and/or for awards granted under the InnSuites Hospitality Trust 1997 Stock Incentive and Option Plan. During the three months ended January 31, 2011, the Trust acquired 15,225 Shares of Beneficial Interest in open market transactions at an average price of \$1.62 per share. The average price paid includes brokerage commissions. The Trust intends to continue repurchasing Shares of Beneficial Interest in compliance with applicable legal and NYSE Amex requirements. The Trust remains authorized to repurchase an additional 320,232 limited partnership units and/or Shares of Beneficial Interest pursuant to the share repurchase program, which has no expiration date.

<u>Period</u>	<u>Issuer Purchases of Equity Securities</u>			
	<u>Total Number of Shares Purchased</u>	<u>Average Price Paid per Share</u>	<u>Total Number of Shares Purchased as Part of Publicly Announced Plans</u>	<u>Maximum Number of Shares that May Be Yet Purchased Under the Plans</u>
November 1 – November 30, 2010	5,945	\$1.57	5,945	329,512
December 1 – December 31, 2010	5,840	\$1.65	5,840	323,672
January 1 – January 31, 2011	<u>3,440</u>	\$1.65	<u>3,440</u>	320,232
Total	<u>15,225</u>		<u>15,225</u>	

See Part III, Item 12 for a description of our equity compensation plans.

## **Item 6. SELECTED FINANCIAL DATA**

Not required for smaller reporting companies.

## **Item 7. MANAGEMENT'S DISCUSSION AND ANALYSIS OF FINANCIAL CONDITION AND RESULTS OF OPERATIONS**

### **OVERVIEW**

We are engaged in the ownership and operation of hotel properties. At January 31, 2011, the InnSuites system included five moderate and full-service hotels with 843 hotel suites. Four of our Hotels are branded through franchise agreements with Best Western. All five Hotels are trademarked as InnSuites Hotels. We are also involved in various operations incidental to the operation of hotels, such as the operation of restaurants and meeting/banquet room rentals.

Our operations consist of one reportable segment, hotel ownership, which derives its revenue from the operation of the Hotels. In addition, we receive management fees, trademark license fees and reservation fees from three hotels owned by Mr. Wirth and his affiliates and trademark license fees from one hotel owned by a non-related third party.

Our results are significantly affected by occupancy and room rates at the Hotels, our ability to manage costs, and changes in the number of available suites caused by acquisition and disposition activities. Results are also significantly impacted by overall economic conditions and conditions in the travel industry. Unfavorable changes in these factors could negatively impact hotel room demand and pricing, which would reduce our profit margins on rented suites. Additionally, our ability to manage costs could be adversely impacted by significant increases in operating expenses, resulting in lower operating margins. Supply of hotels has increased in the markets we operate, particularly in the Yuma, Arizona and Ontario, California markets. Market demand has declined in the Tucson, Arizona market. Either a further increase in supply or a further decline in demand could result in increased competition, which could have an adverse effect on the revenue of the Hotels in their respective markets.

Weak economic conditions, both generally and specifically in the travel industry, had a negative impact on our operations in fiscal years 2011 and 2010. We anticipate moderate improvement in these conditions during fiscal year 2012. We expect moderate improvements in overall economic conditions to result in improved business and leisure travel and relatively steady room rates. We expect the major challenge for fiscal year 2012 to be the continuation of strong competition for group and other business in the markets in which we operate, which may affect our ability to increase room rates while maintaining market share. We believe that we have positioned the hotels to remain competitive through selective refurbishment and by carrying a relatively large number of two-room suites at each location.

### **GENERAL**

The following discussion should be read in conjunction with our consolidated financial statements and notes thereto appearing elsewhere in this Form 10-K.

The accounting policies that we believe are most critical and involve the most subjective judgments include our estimates and assumptions of future revenue and expenditures used to project hotel cash flows. Future cash flows are used in the valuation calculation of our hotel properties to determine the recoverability (or impairment) of the carrying amounts in the event management is required to test the asset for recoverability of its carrying value under guidance codified in the Accounting Standards Codification ("ASC") Topic 360-10-35 related to accounting for the impairment or disposal of long-lived assets. If the carrying amount of an asset exceeds the estimated future cash flows over its estimated remaining life, the Trust recognizes an impairment expense to reduce the asset's carrying value to its fair value. Fair value is determined by either the most current thirdparty property appraisal, if available, or the present value of future undiscounted cash flows over the remaining life of the asset. Our evaluation of future cash flows is based on our historical experience and other factors, including certain economic conditions and committed future bookings. See "-- Critical Accounting Policies and Estimates" below.

At January 31, 2011 through our sole general partner's interest in the Partnership we owned a 71.41% interest in three of the Hotels and a 23.79% in one of the Hotels, and we owned a 99.9% direct interest in one Hotel. At January 31, 2010 through our sole general partner's interest in the Partnership we owned a 71.41% interest in four of the Hotels and we owned a 99.9% direct interest in one Hotel. We did not purchase any Partnership units during the year ended January 31, 2011. We purchased 62,207 Partnership units during the year ended January 31, 2010.

Our expenses consist primarily of property taxes, insurance, corporate overhead, interest on mortgage debt, professional fees, depreciation of the Hotels and hotel operating expenses. Hotel operating expenses consist primarily of payroll, guest and maintenance supplies, marketing and utilities expenses. Under the terms of its Partnership Agreement, the Partnership is required to reimburse us for all such expenses. Accordingly, management believes that a review of the historical performance of the operations of the Hotels, particularly with respect to occupancy, which is calculated as rooms sold divided by total rooms available, average daily rate ("ADR"), calculated as total room revenue divided by number of rooms sold, and revenue per available room ("REVPAR"), calculated as total room revenue divided by number of rooms available, is appropriate for understanding revenue from the Hotels. In fiscal year 2011, occupancy decreased 1.53% to 54.96% from 56.49% in the prior year. ADR decreased by \$2.15 to \$71.21 in fiscal year 2011 from \$73.36 in fiscal year 2010, which resulted in a decrease in REVPAR of \$2.30 to \$39.14 in fiscal year 2011 from \$41.44 in fiscal year 2010. The decreased occupancy and rates reflect the softened economy and travel industry during fiscal year 2011.

The following table shows certain historical financial and other information for the periods indicated:

	<u>For the Year Ended January 31,</u>	
	<u>2011</u>	<u>2010</u>
Occupancy	54.96%	56.49%
Average Daily Rate (ADR)	\$71.21	\$73.36
Revenue Per Available Room (REVPAR)	\$39.14	\$41.44

No assurance can be given that occupancy, ADR and REVPAR will not increase or decrease as a result of changes in national or local economic or hospitality industry conditions.

We enter into transactions with certain related parties from time to time. For information relating to such related party transactions see the following:

- For a discussion of management and licensing agreements with certain related parties, see “Item 1 – Business – Management and Licensing Contracts.”
- For a discussion of guarantees of our mortgage notes payable by certain related parties, see Note 8 to our Consolidated Financial Statements – “Mortgage Notes Payable.”
- For a discussion of our equity sales and restructuring agreements involving certain related parties, see Note 3 to our Consolidated Financial Statements – “Sale of Ownership Interests in Albuquerque Subsidiary” and Note 19 to our Consolidated Financial Statements – “Subsequent Events.”
- For a discussion of other related party transactions, see Note 14 to our Consolidated Financial Statements – “Other Related Party Transactions.”

## **RESULTS OF OPERATIONS OF THE TRUST FOR THE YEAR ENDED JANUARY 31, 2011 COMPARED TO THE YEAR ENDED JANUARY 31, 2010.**

### **Overview**

A summary of operating results for the fiscal years ended January 31, 2011 and 2010 is:

	<u>2011</u>	<u>2010</u>	<u>Change</u>	<u>% Change</u>
Revenue	\$15,740,427	\$16,924,494	\$(1,184,067)	(7.0)%
Operating (Loss)	\$(1,082,293)	\$(247,794)	\$(834,499)	>(100.0)%
Net Loss Attributable to Controlling Interest	\$(2,007,691)	\$(1,061,419)	\$(946,272)	(89.2)%
Loss Per Share – Basic	\$(0.23)	\$(0.12)	\$(0.11)	(91.7)%
Loss Per Share – Diluted	\$(0.23)	\$(0.12)	\$(0.11)	(91.7)%

Our overall results in fiscal year 2011 were negatively affected by the challenging overall economic environment and the hospitality industry in particular.

For the twelve months ended January 31, 2011, we had total revenue of \$15.7 million compared to \$16.9 million for the twelve months ended January 31, 2010, a decrease of approximately \$1.2 million. This decrease in total revenue is primarily due to lower occupancies and rates at the Hotels, resulting in decreased room revenues. During fiscal year 2012, we expect improvements in occupancy and modest improvements in rates. Total expenses of \$18.4 million for the twelve months ended January 31, 2011 reflect a decrease of approximately \$321,000 compared to total expenses of \$18.7 million for the twelve months ended January 31, 2010. The decrease was primarily due to reduced advertising expenditures and reduced payroll expense under the management contracts.

General and administrative expenses include overhead charges for management, accounting, shareholder and legal services. General and administrative expenses of \$2.9 million for the twelve months ended January 31, 2011 were consistent with the prior year.

Sales and marketing expenses decreased \$170,000, or 12.9%, to \$1.1 million from \$1.3 million for the twelve months ended January 31, 2011 and 2010, respectively.

Total operating expenses for the twelve months ended January 31, 2011 were \$16.8 million, a decrease of approximately \$350,000, or 2.0%, from \$17.2 million in the twelve months ended January 31, 2010. The decrease was primarily due to reduced advertising expenditures and reduced payroll expense under the management contracts.

Total interest expense for the twelve months ended January 31, 2011 was \$1.6 million, consistent with the prior year 13 total. Interest on other notes payable increased \$21,000, or greater than 100%, to \$40,000 from \$19,000 during the years ended January 31, 2011 and 2010, respectively. The increase is due to large share repurchases using promissory notes in the last half of fiscal year 2010.

We had a consolidated net loss before income taxes of \$2.7 million for the twelve months ended January 31, 2011, compared to \$1.8 million in the prior year. After deducting the loss allocated to the minority interest of \$689,065, we had a net loss attributable to controlling interests of approximately \$2.0 million for fiscal year 2011, which represented approximately \$919,000 in additional net loss attributable to controlling interests as compared to the twelve months ended January 31, 2010. Basic and diluted net loss per share was \$(0.23) for the twelve months ended January 31, 2011, compared to \$(0.12) for fiscal year 2010. The change from the prior year is primarily attributable to reduced business levels at the hotel properties.

## LIQUIDITY AND CAPITAL RESOURCES

### Overview

Our principal source of cash to meet our cash requirements, including distributions to our shareholders, is our share of the Partnership's cash flow and our direct ownership of the Yuma, Arizona property. The Partnership's principal source of revenue is hotel operations for the four hotel properties it owns. Our liquidity, including our ability to make distributions to our shareholders, will depend upon our ability and the Partnership's ability to generate sufficient cash flow from hotel operations.

Hotel operations are significantly affected by occupancy and room rates at the Hotels, both of which decreased from fiscal year 2010 to 2011, our ability to manage costs, and changes in the number of available suites caused by acquisition and disposition activities. Results are also significantly impacted by overall economic conditions and conditions in the travel industry. Unfavorable changes in these factors negatively impact hotel room demand and pricing, which reduces our profit margins on rented suites.

In past years, we have relied on our cash flows from operations and hotel refinancings to meet our financial obligations as they come due. For the remainder of fiscal year 2012 (April 1, 2011 through January 31, 2012), our management has projected that cash flows from operations alone may not be sufficient to meet all of our financial obligations as they become due during fiscal year 2012. Based on this projection, we began syndicating up to 49% of our ownership in the Tucson Oracle hotel property by entering into a restructuring agreement on February 17, 2011. The first funds related to this syndication were received on April 15, 2011. The syndication will be conducted in the same manner as our Albuquerque property in fiscal year 2011. Additionally, the Trust's management is actively working to extend our \$500,000 bank line of credit which matures in May 2011.

With the expected proceeds from the sale of ownership interests in the Tucson Oracle hotel property and the availability of the \$500,000 bank line of credit, management believes that it will have enough cash on hand to meet all of our financial obligations as they become due, assuming the extension or refinance of the mortgage note payable secured by the Ontario hotel property. The Trust's management is currently working with the current lender to obtain a one year or longer extension on the Ontario hotel property mortgage to allow us to obtain long-term refinancing of the mortgage note during the next twelve months or longer. The Trust's management is also actively discussing a potential refinance with other lenders. In addition, due to the economy, our management has analyzed other strategic options available to us, including the refinancing of another property or raising additional funds through additional minority interest sales.

We anticipate a moderate improvement in the weak overall economic situation that negatively affected results in fiscal year 2011, which could result in higher revenues and operating margins. Challenges in fiscal year 2012 are expected to include continued competition for all types of business in the markets in which we operate and our ability to maintain room rates while maintaining market share.

Net cash provided by (used in) operating activities totaled \$(679,000) and \$449,000 for the years ended January 31, 2011 and 2010, respectively. The decrease in fiscal year 2011 compared to fiscal year 2010 was due to reduced business levels and room rates at the hotel properties, reflecting the slow economy and its impact on the travel industry.

Net cash used in investing activities totaled \$(1.1) million and \$(861,000) for the years ended January 31, 2011 and 2010, respectively. The increase in funds used in 2011 as compared to 2010 was due to increased capital refurbishment projects, primarily at the Yuma, Arizona hotel property.

Net cash provided by (used in) financing activities totaled \$1.9 million and \$(323,000) for the years ended January 31, 2011 and 2010, respectively. The increase was due to the \$2.2 million of funds raised in the sale of non-controlling interests in the Albuquerque subsidiary.

As of January 31, 2011, we had no commitments for capital expenditures beyond a 4% reserve for refurbishment and replacements that is set aside annually, as described below.

We continue to contribute to a Capital Expenditures Fund (the "Fund") an amount equal to 4% of the InnSuites Hotels' revenues from operation of the Hotels. The Fund is restricted by the mortgage lender for four of our properties. As of January 31, 2011, \$137,174 was held in these accounts and is reported on our Consolidated Balance Sheet as "Restricted Cash." The Fund is intended to be used for capital improvements to the Hotels and refurbishment and replacement of furniture, fixtures and equipment. During the twelve months ended January 31, 2011 and 2010, the

Hotels spent approximately \$1.1 million and \$876,000, respectively, for capital expenditures. We consider the majority of these improvements to be revenue producing. Therefore, these amounts are capitalized and depreciated over their estimated useful lives. We plan to spend approximately \$530,000 for capital expenditures in fiscal year 2012. The Hotels also spent approximately \$1.3 million and \$1.2 million during fiscal years 2011 and 2010, respectively, on repairs and maintenance and these amounts have been charged to expense as incurred.

We have minimum debt payments of \$8.4 million and \$869,000 due during fiscal years 2012 and 2013, respectively. The mortgage note payable secured by the Ontario, California property matures in May 2011, at which time a final principal payment of approximately \$7.5 million will be due. We are actively seeking to either extend our current loan agreement or refinance the balance with another lender. Our ability to extend or refinance the Ontario note will depend on several factors, including the condition of credit markets and economic trends in both the hospitality industry in general and at the property specifically.

On March 3, 2008, we established an \$850,000 revolving line of credit. The line of credit matured on June 30, 2010. On November 23, 2010, the Trust established a new revolving bank line of credit, with a credit limit of \$500,000. The line of credit bears interest at the prime rate plus 2.75% per annum with a 6.0% rate floor, has no financial covenants and matures on May 23, 2011. The Trust's management is actively working with the lender to extend this line of credit. If the Trust maintains bank balances of at least \$250,000 with the lender, the line of credit bears interest at the prime rate plus 1.0% with a 6.0% rate floor. The line is secured by a junior security interest in the Yuma, Arizona property and trade receivables. Mr. Wirth is a guarantor on the new line of credit. As of January 31, 2011, the Trust had drawn no funds under the line of credit.

As of January 31, 2011, we had mortgage notes payable of \$22.1 million outstanding with respect to the Hotels, \$481,000 in secured promissory notes outstanding to unrelated third parties arising from the Share of Beneficial Interest and Partnership unit repurchases, and no principal due and payable under notes and advances payable to Mr. Wirth and his affiliates.

Management believes that cash on hand, available funds on its bank line of credit, proceeds from the sale of minority ownership interests in the Tucson Oracle property and future cash receipts from operations in fiscal year 2012 will be sufficient to meet the Trust's obligations as they become due for the next twelve months, assuming the extension or refinance of the mortgage note secured by the Ontario hotel property, which the Trust's management is actively working on extending.

We may seek to negotiate additional credit facilities or issue debt instruments. Any debt incurred or issued by us may be secured or unsecured, long-term, medium-term or short-term, bear interest at a fixed or variable rate and be subject to such other terms as we consider prudent.

#### **SALE OF OWNERSHIP INTERESTS IN ALBUQUERQUE SUBSIDIARY**

On July 22, 2010, the Board of Trustees unanimously approved, with Mr. Wirth abstaining, for the Partnership to enter into an agreement with Rare Earth Financial, LLC ("Rare Earth"), an affiliate of Mr. Wirth, to sell additional units in Albuquerque Suite Hospitality, LLC (the "Albuquerque entity"). Under the agreement, Rare Earth agreed to purchase or bring in other investors to purchase at least 51% of the membership interests in the Albuquerque entity and the parties agreed to restructure the current operating agreement of the Albuquerque entity. A total of 400 units were available for sale for \$10,000 per unit, with a two unit minimum subscription. On October 29, 2010, the parties revised the operating agreement.

Under the new operating agreement, Rare Earth became the administrative member of the Albuquerque entity, in charge of the day-to-day management of the company. Additionally, the membership interests in the Albuquerque entity were allocated to three classes with differing distribution preference rights. Class A units will be owned by unrelated third parties and will have first priority for distributions, Class B units will be owned by the Trust and/or the Partnership and will have second priority for distributions, and Class C units will be owned by Rare Earth or other affiliates of Mr. Wirth and will have the lowest priority for distributions from the Albuquerque entity. Rare Earth is also entitled to a formation fee equal to \$320,000, payable in either cash or units in the Albuquerque entity, if at least 160 units are sold. Rare Earth earned this fee in the fourth quarter of fiscal year 2011 and received 32 Class C units in the Albuquerque entity. After all investors have received their initial capital plus a 7% per annum simple return, any additional profits will be allocated 50% to Rare Earth, with the remaining 50% allocated proportionately to all unit classes. InnSuites Hotels will continue to provide management, licensing and reservation services to the property.

On July 29, 2010, the Partnership sold approximately 11% of its sole membership interest in the Albuquerque entity, which owns and operates the Albuquerque, New Mexico property, for \$400,000 to Rare Earth. The price paid reflects the net assets of the Albuquerque entity calculated using the third-party appraisal value for the hotel property and the carrying cost of all other assets and liabilities. Subsequently, Rare Earth received an additional 32 units, or approximately 8%, worth \$320,000 as a formation fee resulting in Rare Earth having a total ownership interest of approximately 19% as of January 31, 2011. During the fiscal year ended January 31, 2011, the Partnership sold an additional approximately 47% of its membership interests for \$1,754,000 to unrelated third parties and approximately 1% for \$20,000 to Mr. Lawrence Pelegrin, who is a member of the Board of Trustees. The transactions were a reduction in the Partnership's controlling interest (see Note 4 – "Variable Interest Entity"), and therefore no gain or loss was reflected in the statements of operations and funds received in excess of cost basis were recorded to equity. As of January 31, 2011, the Partnership holds a 33.32% ownership interest in the Albuquerque entity, Mr. Wirth and his affiliates hold a 19.25% interest, and other parties hold a 47.43% interest.

## RESTRUCTURING AGREEMENT FOR TUCSON HOSPITALITY PROPERTIES SUBSIDIARY

At the January 31, 2011 Board of Trustees meeting, the Board authorized the Trust's management to enter into a contract to sell up to 49% of the Partnership's ownership in Tucson Hospitality Properties, LP (the "Tucson entity"), which is wholly owned by the Partnership. On February 17, 2011, the Trust and Partnership entered into a restructuring agreement with Rare Earth to allow for the sale of minority interest units in the Tucson entity. Under the agreement, Rare Earth agreed to purchase or bring in other investors to purchase up to 232 units of the Tucson entity for \$10,000 per unit and the parties agreed to restructure the limited partnership agreement of the Tucson entity.

Under the restructured limited partnership agreement, Rare Earth became the a general partner of the Tucson entity along with the Partnership. Rare Earth will relinquish its status as general partner if it fails to sell at least 160 units in the Tucson entity. Additionally, the partnership interests in the Tucson entity were allocated to three classes with differing distribution preference rights. Class A units will be owned by unrelated third parties and will have first priority for distributions, Class B units will be owned by the Trust and/or the Partnership and will have second priority for distributions, and Class C units will be owned by Rare Earth or other affiliates of Mr. Wirth and will have the lowest priority for distributions from the Tucson entity. Rare Earth is also entitled to a formation fee equal to \$320,000, payable in either cash or units in the Tucson entity, if at least 160 units are sold. After all investors have received their initial capital plus a 7% per annum simple return, any additional profits will be allocated 50% to Rare Earth, with the remaining 50% allocated proportionately to all unit classes. InnSuites Hotels will continue to provide management, licensing and reservation services to the property.

## COMPLIANCE WITH CONTINUED LISTING STANDARDS OF NYSE AMEX

On September 30, 2010, the Trust received a letter from the NYSE Amex LLC (the "NYSE Amex") informing the Trust that the staff of the NYSE Amex's Corporate Compliance Department has determined that the Trust is not in compliance with Section 1003(a)(ii) of the NYSE Amex Company Guide due to the Trust having stockholders' equity of less than \$4.0 million and losses from continuing operations in three of its four most recent fiscal years.

The NYSE Amex's letter informed the Trust that, to maintain its listing, it was required to submit a plan of compliance by November 1, 2010, addressing how it intended to regain compliance with the NYSE Amex's continued listing standards within a maximum of 18 months. The NYSE Amex's letter provided that if the plan submitted by the Trust were accepted by the NYSE Amex, the Trust would likely be able to continue its listing during the 18-month plan period, during which time it would be subject to periodic review to determine whether it was making progress consistent with the Trust's plan.

The Trust submitted its plan on November 1, 2010. The plan includes improved hotel operating profits as the economy and hospitality industry continue to recover, the sale of membership interests in the Albuquerque entity above carrying value, and the potential sale of membership interests in other hotel properties owned by the Trust and Partnership above carrying value. The Trust expects to regain compliance within the 18-month plan period.

## FUTURE POSITIONING

In viewing the hotel industry cycles, the Board of Trustees determined that 2008 may have been the high point of the current hotel industry cycle and further determined it was appropriate to actively seek buyers for our properties. We engaged the services of several hotel brokers and began independently advertising our Hotels for sale. We continue to independently advertise our Hotels for sale.

Our long-term strategic plan is to obtain the full benefit of our real estate equity and to migrate our focus from a hotel owner to a hospitality service company by expanding our trademark license, management, reservation, and advertising services. This plan is similar to strategies followed by international diversified hotel industry leaders, which over the last several years have reduced real estate holdings and concentrated on hospitality services. We began our long-term corporate strategy when we relinquished our REIT income tax status in January 2004, which had previously prevented us from providing management services to hotels. In June 2004, we acquired our trademark license and management agreements and began providing management, trademark and reservations services to our Hotels.

The table below lists the hotel properties, their respective carrying and mortgage value and the estimated sales value for the hotel properties.

Hotel Property Asset Values as of January 31, 2011

<u>Hotel Property</u>	<u>Book Value</u>	<u>Mortgage Balance</u>	<u>Listed Sales Price</u>
Albuquerque	\$1,458,839	\$1,407,352	\$4,900,000
Ontario	6,277,919	7,555,870	12,500,000
Tucson Oracle	4,430,318	2,532,396	8,300,000
Tucson City Center	4,430,318	2,532,396	8,300,000
Yuma	<u>5,752,672</u>	<u>5,000,000</u>	<u>10,740,000</u>
Totals	<u>\$25,917,263</u>	<u>\$22,080,716</u>	<u>\$45,940,000</u>

There is no assurance that the listed sales price for the individual hotel properties will be realized. However, our management believes that these values are reasonable based on local market conditions and comparable sales. Changes in market conditions have in part and may in the future result in our changing one or all of the sales prices.

We provide trademark licensing, management, reservation and advertising services to all the hotel properties listed above and expect to continue the trademark licensing services, which includes the reservation and advertising services, and/or continue the management services, which also includes the reservation and advertising services, after the Hotels are sold. If any or all of these hotel properties are sold, our future management and/or licensing fees could be reduced if the purchaser did not continue to retain InnSuites Hotels to provide those services. In the past, when we have sold hotel properties to unrelated third parties, we have continued to provide management and/or trademark licensing and reservation services after a sale. However, there can be no assurance that we will be able to successfully do so in the future.

As part of the Board study for 2008-2009, greater emphasis has been placed on priority for additional management, trademark and reservations fee income. We have determined that it is easier to sell management contracts when the trademark services are also provided. As part of the emphasis on trademark services, we have developed two trademark packages. The first is the "Traditional InnSuites Hotels & Suites" regional package and the second is the "InnSuites Boutique Hotel Collection," which now includes three affiliate hotels managed by us. Sales and marketing for the expansion of the InnSuites Boutique Hotel Collection are being handled internally.

## **SHARE REPURCHASE PROGRAM**

On January 2, 2001, the Board of Trustees approved a share repurchase program under Rule 10b-18 of the Securities Exchange Act of 1934, as amended, for the purchase of up to 250,000 limited partnership units in the Partnership and/or Shares of Beneficial Interest in open market or privately negotiated transactions. On September 10, 2002, August 18, 2005 and September 10, 2008, the Board of Trustees approved the purchase of up to 350,000 additional limited partnership units in the Partnership and/or Shares of Beneficial Interest in open market or privately negotiated transactions. Additionally, on January 5, 2009, September 15, 2009 and January 31, 2010, the Board of Trustees approved the purchase of up to 300,000, 250,000 and 350,000, respectively, additional limited partnership units in the Partnership and/or Shares of Beneficial Interest in open market or privately negotiated transactions. Acquired Shares of Beneficial Interest will be held in treasury and will be available for future acquisitions and financings and/or for awards granted under the InnSuites Hospitality Trust 1997 Stock Incentive and Option Plan. During fiscal year 2011, we acquired 56,040 Shares of Beneficial Interest in open market transactions at an average price of \$1.50 per share and 2,600 Shares of Beneficial Interest in privately-negotiated transactions at an average price of \$1.47 per share. The average price paid in open market transactions includes brokerage commissions. We intend to continue repurchasing Shares of Beneficial Interest and RRF Limited Partnership Units in compliance with applicable legal and NYSE Amex requirements.

## **OFF-BALANCE SHEET FINANCINGS AND LIABILITIES**

Other than lease commitments and legal contingencies incurred in the normal course of business, we do not have any offbalance sheet financing arrangements or liabilities. We do not have any majority-owned subsidiaries that are not included in the consolidated financial statements. See "– Accounting Matters" below for a discussion of new accounting interpretations with respect to variable interest entities and the impact of such interpretations on us.

## **CRITICAL ACCOUNTING POLICIES AND ESTIMATES**

We believe that the policies we follow for the valuation of our hotel properties, which constitute the majority of our assets, are our most critical policies. The Financial Accounting Standards Board ("FASB") has issued authoritative guidance related to the impairment or disposal of long-lived assets, codified in ASC Topic 360-10-35, which we apply to determine when it is necessary to test an asset for recoverability. On an events and circumstances basis, we review the carrying value of our hotel properties. We will record an impairment loss and reduce the carrying value of a property when anticipated undiscounted future cash flows and the current market value of the property do not support its carrying value. In cases where we do not expect to recover the carrying cost of hotel properties held for use, we will reduce the carrying value to the fair value of the hotel, as determined by a current appraisal or other acceptable valuation methods. In cases where we do not expect to recover the carrying cost of hotel properties "held for sale," we will reduce the carrying value to the sales price less costs to sell. We did not recognize impairment loss in fiscal years 2011 or 2010. As of January 31, 2011, our management does not believe that the carrying values of any of its hotel properties are impaired.

## **INFLATION**

We rely entirely on the performance of the Hotels and InnSuites Hotels' ability to increase revenue to keep pace with inflation. Operators of hotels in general and InnSuites Hotels in particular can change room rates quickly, but competitive pressures may limit InnSuites Hotels' ability to raise rates as fast or faster than inflation. Room rates declined in the most recent fiscal year ended January 31, 2011.

## FORWARD-LOOKING STATEMENTS

Certain statements in this Form 10-K, including statements containing the phrases “believes,” “intends,” “expects,” “anticipates,” “predicts,” “projects,” “will be,” “should be,” “looking ahead,” “may” or similar words, constitute “forward-looking statements” within the meaning of Section 27A of the Securities Act of 1933 and Section 21E of the Securities Exchange Act of 1934, as amended. The Trust intends that such forward-looking statements be subject to the safe harbors created by such Acts. These forward-looking statements include statements regarding our intent, belief or current expectations, those of our Trustees or our officers in respect of (i) the declaration or payment of dividends; (ii) the leasing, management or operation of the Hotels; (iii) the adequacy of reserves for renovation and refurbishment; (iv) our financing plans; (v) our position regarding investments, acquisitions, developments, financings, conflicts of interest and other matters; (vi) our plans and expectations regarding future sales of hotel properties; and (vii) trends affecting our or any Hotel’s financial condition or results of operations.

These forward-looking statements reflect our current views in respect of future events and financial performance, but are subject to many uncertainties and factors relating to the operations and business environment of the Hotels that may cause our actual results to differ materially from any future results expressed or implied by such forward-looking statements. Examples of such uncertainties include, but are not limited to:

- local or national economic and business conditions, including, without limitation, conditions that may affect public securities markets generally, the hospitality industry or the markets in which we operate or will operate;
- fluctuations in hotel occupancy rates;
- changes in room rental rates that may be charged by InnSuites Hotels in response to market rental rate changes or otherwise;
- seasonality of our business;
- interest rate fluctuations;
- changes in governmental regulations, including federal income tax laws and regulations;
- increased competition resulting from further increases in supply or reductions in demand;
- any changes in our financial condition or operating results due to acquisitions or dispositions of hotel properties;
- insufficient resources to pursue our current strategy;
- concentration of our investments in the InnSuites Hotels® brand;
- loss of franchise contracts;
- real estate and hospitality market conditions;
- hospitality industry factors;
- our ability to meet present and future debt service obligations;
- terrorist attacks or other acts of war;
- outbreaks of communicable diseases;
- natural disasters; and
- loss of key personnel.

We do not undertake any obligation to update publicly or revise any forward-looking statements whether as a result of new information, future events or otherwise. Pursuant to Section 21E(b)(2)(E) of the Securities Exchange Act of 1934, as amended, the qualifications set forth hereinabove are inapplicable to any forward-looking statements in this Form 10-K relating to the operations of the Partnership.

### **Item 7A . QUANTITATIVE AND QUALITATIVE DISCLOSURES ABOUT MARKET RISK**

Not required for smaller reporting companies.

### **Item 8. FINANCIAL STATEMENTS AND SUPPLEMENTARY DATA**

#### INNSUITES HOSPITALITY TRUST LIST OF CONSOLIDATED FINANCIAL STATEMENTS AND SCHEDULES

The following consolidated financial statements of InnSuites Hospitality Trust are included in Item 8:

Report of Independent Registered Public Accounting Firm – January 31, 2011 and 2010	16
Consolidated Balance Sheets – January 31, 2011 and 2010	17
Consolidated Statements of Operations – Years Ended January 31, 2011 and 2010	18
Consolidated Statements of Shareholders’ Equity – Years Ended January 31, 2011 and 2010	19
Consolidated Statements of Cash Flow – Years Ended January 31, 2011 and 2010	20
Notes to the Consolidated Financial Statements – January 31, 2011 and 2010	21

The following financial statement schedules of InnSuites Hospitality Trust are included in Item 8:

Schedule III – Real Estate and Accumulated Depreciation	33
Schedule IV – Mortgage Loans on Real Estate	35

All other schedules are omitted, as the information is not required or is otherwise furnished.

**REPORT OF INDEPENDENT REGISTERED PUBLIC ACCOUNTING FIRM**

The Shareholders and Board of Trustees of  
InnSuites Hospitality Trust

We have audited the accompanying consolidated balance sheets of InnSuites Hospitality Trust and subsidiaries (the "Trust") as of January 31, 2011 and 2010, and the related consolidated statements of operations, shareholders' equity and cash flows for the years then ended. These consolidated financial statements and financial statement schedules listed in Item 15(a) are the responsibility of the Trust's management. Our responsibility is to express an opinion on these consolidated financial statements and financial statement schedules based on our audits.

We conducted our audits in accordance with the standards of the Public Company Accounting Oversight Board (United States). Those standards require that we plan and perform the audits to obtain reasonable assurance about whether the consolidated financial statements are free of material misstatement. The Company is not required to have, nor were we engaged to perform, an audit of its internal control over financial reporting. Our audit included consideration of internal control over financial reporting as a basis for designing audit procedures that are appropriate in the circumstances, but not for the purpose of expressing an opinion on the effectiveness of the Company's internal control over financial reporting. Accordingly, we express no such opinion. An audit also includes examining, on a test basis, evidence supporting the amounts and disclosures in the consolidated financial statements, assessing the accounting principles used and significant estimates made by management, as well as evaluating the overall consolidated financial statement presentation. We believe that our audits provide a reasonable basis for our opinion.

In our opinion, the consolidated financial statements referred to above present fairly, in all material respects, the consolidated financial position of InnSuites Hospitality Trust and subsidiaries as of January 31, 2011 and 2010, and the consolidated results of their operations and their cash flows for the years then ended, in conformity with U.S. generally accepted accounting principles. Also, in our opinion, the related financial statement schedules, when considered in relation to the basic consolidated financial statements taken as a whole, presents fairly, in all material respects, the information set forth therein.

/s/ Moss Adams LLP  
Scottsdale, Arizona  
April 29, 2011

**INNSUITES HOSPITALITY TRUST AND SUBSIDIARIES**  
**CONSOLIDATED BALANCE SHEETS**

	<u>JANUARY 31,</u>	
	<u>2011</u>	<u>2010</u>
<b>ASSETS</b>		
Current Assets:		
Cash and Cash Equivalents (\$10,107 and \$16,917 of variable interest entity (VIE), Note 4)	\$ 494,844	\$ 406,385
Restricted Cash (\$26,763 and \$25,143 of VIE)	137,174	81,421
Accounts Receivable, including \$290,232 and \$179,818 from related parties, net of Allowance for Doubtful Accounts of \$41,000 and \$39,000, as of January 31, 2011 and 2010, respectively (\$19,179 and \$22,005 of VIE)	661,024	439,167
Prepaid Expenses and Other Current Assets (\$45,173 and \$61,830 of VIE)	<u>443,043</u>	<u>495,537</u>
Total Current Assets	1,736,085	1,422,510
Hotel Properties, net (\$1,458,838 and \$1,512,695 of VIE)	25,917,263	26,722,832
Property, Plant and Equipment, net	139,887	177,183
Deferred Finance Costs and Other Assets (\$17,485 and \$19,111 of VIE)	<u>141,863</u>	<u>151,791</u>
<b>TOTAL ASSETS</b>	<u><u>\$ 27,935,098</u></u>	<u><u>\$ 28,474,316</u></u>
<b>LIABILITIES AND SHAREHOLDERS' EQUITY</b>		
<b>LIABILITIES</b>		
Current Liabilities:		
Accounts Payable and Accrued Expenses (\$101,345 and \$97,952 of VIE)	\$ 2,093,228	\$ 1,846,455
Notes Payable to Banks	—	110,137
Current Portion of Mortgage Notes Payable	8,214,759	826,249
Current Portion of Other Notes Payable	<u>172,939</u>	<u>165,326</u>
Total Current Liabilities	10,480,926	2,948,167
Mortgage Notes Payable	13,865,957	21,080,705
Other Notes Payable	<u>307,614</u>	<u>480,553</u>
<b>TOTAL LIABILITIES</b>	24,654,497	24,509,425
<b>COMMITMENTS AND CONTINGENCIES (SEE NOTE 17)</b>		
<b>SHAREHOLDERS' EQUITY</b>		
Shares of Beneficial Interest, without par value; unlimited authorization; 8,546,783 and 8,605,426 shares issued and outstanding at January 31, 2011 and 2010, respectively	24,654,497	24,509,425
Treasury Stock, 8,239,963 and 8,181,323 shares held at January 31, 2011 and 2010, respectively	<u>(11,456,375)</u>	<u>(11,368,630)</u>
<b>TOTAL TRUST SHAREHOLDERS' EQUITY</b>	3,956,551	4,534,540
<b>NON-CONTROLLING INTEREST</b>	(675,950)	(569,649)
<b>TOTAL EQUITY</b>	<u><u>3,280,601</u></u>	<u><u>3,964,891</u></u>
<b>TOTAL LIABILITIES AND SHAREHOLDERS' EQUITY</b>	<u><u>\$ 27,935,098</u></u>	<u><u>\$ 28,474,316</u></u>

See accompanying notes to consolidated financial statements

**INNSUITES HOSPITALITY TRUST AND SUBSIDIARIES**  
**CONSOLIDATED STATEMENTS OF OPERATIONS**

	<b>YEARS ENDED JANUARY 31,</b>	
	<b>2011</b>	<b>2010</b>
<b>REVENUE</b>		
Room	\$ 12,043,627	\$ 12,751,208
Food and Beverage	765,851	873,678
Telecommunications	14,314	13,369
Other	208,266	294,940
Management and Trademark Fees, including \$275,306 and \$337,570 from related parties for 2011 and 2010, respectively	281,096	343,089
Payroll Reimbursements from Related Parties	<u>2,427,273</u>	<u>2,648,210</u>
<b>TOTAL REVENUE</b>	<u>15,740,427</u>	<u>16,924,494</u>
<b>OPERATING EXPENSES</b>		
Room	3,448,986	3,423,816
Food and Beverage	818,657	766,564
Telecommunications	62,171	44,013
General and Administrative	2,937,016	2,917,205
Sales and Marketing	1,148,629	1,318,508
Repairs and Maintenance	1,291,422	1,212,838
Hospitality	730,961	726,047
Utilities	1,158,771	1,175,443
Hotel Property Depreciation	1,853,164	1,934,227
Real Estate and Personal Property Taxes, Insurance and Ground Rent	929,923	995,101
Other	15,747	10,316
Payroll Costs Related to Management Contracts	<u>2,427,273</u>	<u>2,648,210</u>
<b>TOTAL OPERATING EXPENSES</b>	<u>16,822,720</u>	<u>17,172,288</u>
<b>OPERATING INCOME (LOSS)</b>	<u>(1,082,293)</u>	<u>(247,794)</u>
Interest Income	<u>1,297</u>	<u>12,291</u>
<b>TOTAL OTHER INCOME</b>	<u>1,297</u>	<u>12,291</u>
Interest on Mortgage Notes Payable	1,548,724	1,531,708
Interest on Notes Payable to Banks	76	8,962
Interest on Other Notes Payable	<u>39,960</u>	<u>19,344</u>
<b>TOTAL INTEREST EXPENSE</b>	<u>1,588,760</u>	<u>1,560,014</u>
<b>CONSOLIDATED LOSS BEFORE INCOME TAX BENEFIT (PROVISION)</b>	(2,669,756)	(1,795,517)
Income Tax Benefit (Provision)	<u>(27,000)</u>	<u>35,828</u>
<b>CONSOLIDATED NET LOSS</b>	<u>\$ (2,696,756)</u>	<u>\$ (1,759,689)</u>
<b>LESS: NET LOSS ATTRIBUTABLE TO NON-CONTROLLING INTEREST</b>	<u>(689,065)</u>	<u>(698,270)</u>
<b>NET LOSS ATTRIBUTABLE TO CONTROLLING INTERESTS</b>	<u>\$ (2,007,691)</u>	<u>\$ (1,061,419)</u>
<b>NET LOSS PER SHARE – Basic and Diluted</b>	<u>\$ (0.23)</u>	<u>\$ (0.12)</u>
<b>WEIGHTED AVERAGE NUMBER OF SHARES OUTSTANDING – Basic and Diluted</b>	<u>8,577,558</u>	<u>8,825,931</u>
<b>CASH DIVIDENDS PER SHARE</b>	<u>\$ 0.01</u>	<u>\$ 0.01</u>

See accompanying notes to consolidated financial statements

**INNSUITES HOSPITALITY TRUST AND SUBSIDIARIES**  
**CONSOLIDATED STATEMENTS OF SHAREHOLDERS' EQUITY**  
**FOR THE YEARS ENDED JANUARY 31, 2011 and 2010**

	<u>Controlling Interest</u>	Non-Controlling <u>Interest</u>	<u>Total</u>
BALANCE, JANUARY 31, 2009	\$ 6,383,688	\$ 127,040	\$ 6,510,728
Net Loss	(1,061,419)	(698,270)	(1,759,689)
Dividends	(85,704)	—	(85,704)
Purchase of Treasury Stock	(618,092)	—	(618,092)
Shares of Beneficial Interest issued for Services Rendered	23,400	—	23,400
Purchase of Partnership Unites above Carrying Value	(103,694)	(2,058)	(105,752)
Reallocation of Non-Controlling Interests	<u>(3,639)</u>	<u>3,639</u>	<u>—</u>
BALANCE, JANUARY 31, 2010	4,534,540	(569,649)	3,964,891
Net Loss	(2,007,691)	(689,065)	(2,696,756)
Dividends	(85,472)	—	(85,472)
Purchase of Treasury Stock	(87,745)	—	(87,745)
Shares of Beneficial Interest issued for Services Rendered	48,600	—	48,600
Sale of Ownership Interests in Subsidiary	1,540,314	616,686	2,157,000
Distribution to Minority Interest Holders	(14,223)	(5,695)	(19,918)
Reallocation of Non-Controlling Interests	<u>28,228</u>	<u>(28,227)</u>	<u>1</u>
BALANCE, JANUARY 31, 2011	<u>\$ 3,956,551</u>	<u>\$ (675,950)</u>	<u>\$ 3,280,601</u>

See accompanying notes to consolidated financial statements

**INNSUITES HOSPITALITY TRUST AND SUBSIDIARIES**  
**CONSOLIDATED STATEMENTS OF CASH FLOW**

	<b>YEARS ENDED JANUARY 31,</b>	
	<b><u>2011</u></b>	<b><u>2010</u></b>
<b>CASH FLOW FROM OPERATING ACTIVITIES</b>		
Consolidated Net Loss	\$ (2,696,756)	\$ (1,759,689)
Adjustments to Reconcile Consolidated Net Loss to Net Cash Provided by Operating Activities:		
Stock-Based Compensation	48,600	23,400
Provision for Uncollectible Receivables	1,929	50,436
Hotel Property Depreciation	1,853,164	1,934,227
Loss on Disposal Sale of Hotel Property	2,643	2,452
Amortization of Deferred Loan Fees	43,875	62,908
Changes in Assets and Liabilities:		
Prepaid Expenses and Other Assets	47,495	37,077
Accounts Receivable	(206,516)	21,339
Accounts Payable and Accrued Expenses	<u>226,855</u>	<u>76,720</u>
<b>NET CASH PROVIDED BY (USED IN) OPERATING ACTIVITIES</b>	<u>(678,711)</u>	<u>448,870</u>
<b>CASH FLOW FROM INVESTING ACTIVITIES</b>		
Proceeds from Casualty Loss	116,309	—
Improvements and Additions to Hotel Properties	(1,146,520)	(876,273)
Change in Restricted Cash	<u>(55,753)</u>	<u>14,841</u>
<b>NET CASH USED IN INVESTING ACTIVITIES</b>	<u>(1,085,964)</u>	<u>(861,432)</u>
<b>CASH FLOW FROM FINANCING ACTIVITIES</b>		
Increase in Deferred Loan Fees	(28,948)	(19,654)
Principal Payments on Mortgage Notes Payable	(826,238)	(1,663,611)
Net Proceeds from Refinancings of Mortgage Notes Payable	1,000,000	1,500,000
Payments on Notes Payable to Banks	(544,856)	(4,916,018)
Borrowings on Notes Payable to Banks	(544,856)	(4,916,018)
Proceeds from Sale of Non-Controlling Ownership Interests in Subsidiary	2,157,000	—
Repurchase of Partnership Units	—	(98)
Repurchase of Treasury Stock	(87,745)	(101,732)
Payment of Dividends	(85,472)	(85,704)
Payments on Other Notes Payable	<u>(165,326)</u>	<u>(61,911)</u>
<b>NET CASH PROVIDED BY (USED IN) FINANCING ACTIVITIES</b>	<u>1,853,134</u>	<u>(322,573)</u>
<b>NET INCREASE (DECREASE) IN CASH AND CASH EQUIVALENTS</b>	88,459	(735,135)
<b>CASH AND CASH EQUIVALENTS AT BEGINNING OF YEAR</b>	<u>406,385</u>	<u>1,141,520</u>
<b>CASH AND CASH EQUIVALENTS AT END OF YEAR</b>	<u>\$ 494,844</u>	<u>\$ 406,385</u>

See Note 16 for Supplemental Cash Flow Disclosures  
See accompanying notes to consolidated financial statements

**INNSUITES HOSPITALITY TRUST AND SUBSIDIARIES**  
**NOTES TO CONSOLIDATED FINANCIAL STATEMENTS**  
**AS OF AND FOR THE YEARS ENDED JANUARY 31, 2011 and 2010**

**1. NATURE OF OPERATIONS AND BASIS OF PRESENTATION**

InnSuites Hospitality Trust (the “Trust” or “we”) owns, as of January 31, 2011, directly and through a partnership interest, five hotels with an aggregate of 843 suites in Arizona, southern California and New Mexico (the “Hotels”). The Hotels operate under the tradename “InnSuites Hotels.”

The Trust is the sole general partner of RRF Limited Partnership, a Delaware limited partnership (the “Partnership”) and owned 71.41% of the Partnership as of January 31, 2011 and 2010. The Trust’s weighted average ownership for the years ended January 31, 2011 and 2010 was 71.41% and 71.26%, respectively. The Partnership owns 100% of three of the hotel properties and 33.32% of one of the hotel properties and incurs the related expenses. The Trust owns and operates the Yuma, Arizona hotel property directly, which it acquired from the Partnership on January 31, 2005.

Under the management agreements, InnSuites Hotels provides the personnel for the Hotels, the expenses of which are reimbursed at cost, and manages the Hotels’ daily operations. The Trust also provides the use of the “InnSuites” trademark to the Hotels through the Trust’s wholly owned subsidiary, InnSuites Hotels. All such expenses and reimbursements between InnSuites Hotels and the Partnership have been eliminated in consolidation.

**PARTNERSHIP AGREEMENT**

The Partnership Agreement of the Partnership provides for the issuance of two classes of limited partnership units, Class A and Class B. Class A and Class B limited partnership units are identical in all respects, except that each Class A limited partnership unit shall be convertible into one newly-issued Share of Beneficial Interest of the Trust at any time at the option of the particular limited partner. The Class B limited partnership units may only become convertible with the approval of the Board of Trustees, in its sole discretion. As of both January 31, 2011 and 2010, 369,391 Class A limited partnership units were issued and outstanding representing 2.80% of the total partnership units. Additionally, as of both January 31, 2011 and 2010, 3,407,938 Class B limited partnership units were outstanding to Mr. Wirth and his affiliates, in lieu of the issuance of Class A limited partnership units representing 25.8% of the total partnership units. If all of the Class A and B limited partnership units were converted, the limited partners in the Partnership would receive 3,777,329 Shares of Beneficial Interest of the Trust. As of January 31, 2011 and 2010, the Trust owns 9,434,188 general partner units in the Partnership, representing 71.41% of the total partnership units. The Trust purchased no Partnership units during the year ended January 31, 2011. The Trust purchased 62,207 Partnership units during the year ended January 31, 2010 at an average price of \$1.70 per unit.

**LIQUIDITY**

Our principal source of cash to meet our cash requirements, including distributions to our shareholders, is our share of the Partnership’s cash flow and our direct ownership of the Yuma, Arizona property. The Partnership’s principal source of revenue is hotel operations for the four hotel properties it owns. Our liquidity, including our ability to make distributions to our shareholders, will depend upon our ability and the Partnership’s ability to generate sufficient cash flow from hotel operations.

Hotel operations are significantly affected by occupancy and room rates at the Hotels, both of which decreased from fiscal year 2010 to 2011, our ability to manage costs, and changes in the number of available suites caused by acquisition and disposition activities. Results are also significantly impacted by overall economic conditions and conditions in the travel industry. Unfavorable changes in these factors negatively impact hotel room demand and pricing, which reduces our profit margins on rented suites.

In past years, we have relied on our cash flows from operations and hotel refinancings to meet our financial obligations as they come due. For the remainder of fiscal year 2012 (April 1, 2011 through January 31, 2012), our management has projected that cash flows from operations alone may not be sufficient to meet all of our financial obligations as they become due during fiscal year 2012. Based on this projection, we began syndicating up to 49% of our ownership in the Tucson Oracle hotel property by entering into a restructuring agreement on February 17, 2011 (See Note 19 – “Subsequent Events”). The first funds related to this syndication were received on April 15, 2011. The syndication will be conducted in the same manner as our Albuquerque property in fiscal year 2011. Additionally, the Trust’s management is actively working to extend our \$500,000 bank line of credit which matures in May 2011.

With the expected proceeds from the sale of ownership interests in the Tucson Oracle hotel property, management believes that it will have enough cash on hand to meet all of our financial obligations as they become due, assuming the extension or refinance of the non-recourse mortgage note payable secured by the Ontario hotel property. The Trust’s management is currently working with the current lender to obtain a one year or longer extension on the Ontario hotel property mortgage to allow us to obtain long-term refinancing. The Trust’s management is also actively discussing a potential refinance with other lenders. In addition, due to the economy, our management has analyzed other strategic options available to

us, including the refinancing of another property or raising additional funds through additional minority interest sales.

We anticipate a moderate improvement in the weak overall economic situation that negatively affected results in fiscal year 2011, which may result in higher revenues and operating margins. Challenges in fiscal year 2012 are expected to include continued competition for all types of business in the markets in which we operate and our ability to maintain room rates while maintaining market share.

## **BASIS OF PRESENTATION**

As sole general partner of the Partnership, the Trust exercises unilateral control over the Partnership, and the Trust owns all of the issued and outstanding classes of shares of InnSuites Hotels. Therefore, the financial statements of the Partnership and InnSuites Hotels are consolidated with the Trust, and all significant intercompany transactions and balances have been eliminated.

Under ASC Topic 810-10-25, Albuquerque Suite Hospitality, LLC has been determined to be a variable interest entity with the Partnership as the primary beneficiary (see Note 4 – “Variable Interest Entity”). Therefore, the financial statements of Albuquerque Suite Hospitality, LLC are consolidated with the Partnership and the Trust, and all significant intercompany transactions and balances have been eliminated.

## **RECLASSIFICATIONS**

Certain reclassifications have been made to previously reported figures on the balance sheet in order to conform to current year presentations with no effect on previously reported net loss or equity.

## **2. SUMMARY OF SIGNIFICANT ACCOUNTING POLICIES**

### **USE OF ESTIMATES**

The preparation of financial statements in conformity with generally accepted accounting principles requires management to make estimates and assumptions that affect the reported amounts of assets and liabilities, the disclosure of contingent assets and liabilities at the date of the consolidated financial statements and the reported amounts of revenues and expenses during the reporting period. Actual results could differ from those estimates.

The Trust's operations are affected by numerous factors, including the economy, competition in the hotel industry and the effect of the economy on the travel and hospitality industries. The Trust cannot predict if any of the above items will have a significant impact in the future, nor can it predict what impact, if any, the occurrence of these or other events might have on the Trust's operations and cash flows. Significant estimates and assumptions made by management include, but are not limited to, the estimated useful lives of long-lived assets and estimates of future cash flows used to test a long-lived asset for recoverability and the fair values of the long-lived assets.

### **PROPERTY, PLANT AND EQUIPMENT AND HOTEL PROPERTIES**

Property, plant, and equipment and hotel properties are stated at cost and are depreciated using the straight-line method over estimated lives ranging from 5 to 40 years for buildings and improvements and 3 to 10 years for furniture and equipment.

Management applies guidance issued by the Financial Accounting Standards Board (“FASB”), codified in ASC Topic 360-10-35, to determine when it is required to test an asset for recoverability of its carrying value. If the carrying amount of an asset exceeds the estimated undiscounted future cash flows over its estimated remaining life, the Trust recognizes an impairment expense to reduce the asset's carrying value to its fair value. The estimated future cash flows are based upon, among other things, assumptions about expected future operating performance, and may differ from actual cash flows. Long-lived assets evaluated for impairment are analyzed on a property-specific basis independent of the cash flows of other groups of assets. If the sum of the projected undiscounted cash flows (excluding interest) is less than the carrying value of the assets, the assets will be written down to the estimated fair value in the period in which the determination is made. The Trust determines the estimated useful lives of its assets based on the expected future economic benefit of the asset and its ability to hold such assets. In the decision-making process to determine fair value of long-lived assets and to test an asset for impairment, third party property appraisals are used as one of the indicators (benchmarks) to determine the necessity for testing for impairment. Other indicators include a drop in the performance of a long-lived asset, a decline in the hospitality industry and a decline in the economy. Third party property appraisals are useful because they consider historical occupancy and average rate levels in determining fair value. Evaluation of future cash flows is based on historical experience and other factors, including certain economic conditions and committed future bookings. Management has determined that no impairment of long-lived assets exists during the Trust's fiscal years ended 2011 and 2010.

### **CASH AND CASH EQUIVALENTS**

The Trust considers all highly liquid short-term investments with original maturities of three months or less to be cash equivalents. The carrying amount approximates fair value.

## RESTRICTED CASH

Restricted cash consists of amounts held in reserve by lenders to fund capital improvements to the properties. The carrying amount approximates fair value.

## REVENUE RECOGNITION

Room, food and beverage, telecommunications, management and licensing fees, and other revenue are recognized as earned as services are provided and items are sold. Payroll reimbursements are recorded as the Trust provides its personnel to the hotels under management and are not netted with the corresponding payroll expense. Sales taxes collected are excluded from gross revenue.

## RECEIVABLES AND ALLOWANCE FOR DOUBTFUL ACCOUNTS

Accounts receivable are carried at original amounts less an estimate made for doubtful accounts based on a review of outstanding amounts on a quarterly basis. Management records an allowance for doubtful accounts for 50% of the balances over 90 days and 100% of the balances over 120 days. Accounts receivables are written off when deemed uncollectible. Recoveries, if any, of receivables previously written off are recorded when received. The Trust does not charge interest on accounts receivable balances.

The amounts charged to the allowance for doubtful accounts are as follows for the fiscal years ended January 31:

<u>Year</u>	<u>Balance at the Beginning of Year</u>	<u>Charged to Expense</u>	<u>Deductions</u>	<u>Balance at the End of Year</u>
2010	\$34,041	50,436	(45,409)	\$39,068
2011	\$39,068	10,118	(8,189)	\$40,997

## STOCK-BASED COMPENSATION

We have an employee equity incentive plan, which is described more fully in Note 18 - "Stock Option Plan." Restricted shares are measured based on the fair market value of the underlying shares on the date of grant. We use the straight-line attribution method to recognize share-based compensation over the service period of the award.

For both fiscal year 2011 and 2010, the Trust has paid the annual fees due to its Trustees using Shares of Beneficial Interest issued from treasury stock. Upon issuance, the Trust reclassifies the shares from held in treasury to outstanding. The Trust recognizes expense related to the issuance based on the fair value of the shares upon the date of issuance and amortizes the expense equally over the period during which the shares vest to the Trustees.

During fiscal year 2010, the Trust granted restricted stock awards of 36,000 Shares to members of the Board of Trustees. In fiscal year 2011, 36,000 of these shares vested in equal monthly amounts resulting in stock-based compensation of \$48,600.

During fiscal year 2009, the Trust granted restricted stock awards of 72,000 Shares to members of the Board of Trustees, of which 36,000 vested in fiscal year 2009. In fiscal year 2010, 36,000 of these shares vested in equal monthly amounts resulting in stock-based compensation of \$23,400.

The following table summarizes restricted share activity during fiscal years 2010 and 2011.

	<u>Restricted Shares</u>	
	<u>Shares</u>	<u>Weighted-Average Grant Date Fair Value</u>
Balance of unvested awards at January 31, 2009	36,000	\$0.65
Granted	36,000	\$1.35
Vested	(36,000)	\$0.65
Forfeited	—	—
Balance of unvested awards at January 31, 2010	<u>36,000</u>	\$1.35
Granted	—	—
Vested	(36,000)	\$1.35
Forfeited	—	—
Balance of unvested awards at January 31, 2011	<u>—</u>	—

## **TREASURY STOCK**

Treasury stock is carried at cost, including any brokerage commissions, paid to repurchase the shares. Any shares issued from treasury stock are removed at cost, with the difference between cost and fair value at the time of issuance recorded against common stock as an adjustment to additional paid in capital.

## **INCOME TAXES**

The Trust is subject to federal and state corporate income tax and accounts for deferred taxes utilizing a liability method whereby deferred tax assets are recognized for deductible temporary differences and deferred tax liabilities are recognized for taxable temporary differences. Temporary differences are the differences between the reported amounts of assets and liabilities and their tax bases. Deferred tax assets are reduced by a valuation allowance when it is determined to be more likely than not that some portion or all of the deferred tax assets will not be realized. Deferred tax assets and liabilities are adjusted for the effects of changes in tax laws and rates on the date of enactment.

## **DIVIDENDS AND DISTRIBUTIONS**

In fiscal years 2011 and 2010, the Trust paid dividends of \$0.01 per share in the fourth quarter of each year. The Trust's ability to pay dividends is largely dependent upon the operations of the Hotels.

## **NON-CONTROLLING INTEREST**

Non-controlling interest in the Partnership represents the limited partners' proportionate share of the capital and earnings of the Partnership. Income or loss is allocated to the minority interest based on its weighted average ownership percentage in the Partnership throughout the period, and capital is allocated based on its ownership percentage at year-end. Any difference is recorded as a reallocation of non-controlling interest as a component of shareholders' equity.

## **INCOME (LOSS) PER SHARE**

Basic and diluted income (loss) per Share of Beneficial Interest have been computed based on the weighted-average number of Shares of Beneficial Interest and potentially dilutive securities outstanding during the periods.

For the twelve months ended January 31, 2011 and 2010, there were Class A and Class B limited partnership units outstanding, which are convertible into Shares of Beneficial Interest of the Trust. Assuming conversion at the beginning of each period, the aggregate weighted-average of these Shares of Beneficial Interest would have been 3,777,329 and 3,797,269 in addition to the basic shares outstanding for fiscal year 2011 and 2010, respectively. These Shares of Beneficial Interest issuable upon conversion of the Class A and Class B limited partnership units were anti-dilutive during both fiscal year 2011 and 2010 and are excluded from the calculation of diluted earnings per share for those years and no reconciliation is provided of basic earnings per share to diluted earnings per share.

## **SEGMENT REPORTING**

The Trust views its operations as one operating business segment, a hospitality company that owns five hotel properties with an aggregate of 843 suites in Arizona, southern California and New Mexico. The Trust has a concentration of assets in the southern Arizona market.

## **ADVERTISING COSTS**

Amounts incurred for advertising costs with third parties are expensed as incurred. Advertising expense totaled approximately \$788,000 and \$907,000 for the years ended January 31, 2011 and 2010, respectively.

## **FAIR VALUE OF FINANCIAL INSTRUMENTS**

For disclosure purposes, fair value is determined by using available market information and appropriate valuation methodologies. Due to their short maturities, cash and cash equivalents, restricted cash, accounts receivable, accounts payable and notes payable to banks are carried at cost, which reasonably approximates fair value.

The fair value of mortgage notes payable, notes payable to banks and notes and advances payable to related parties is estimated by using the current rates which would be available for similar loans having the same remaining maturities. The carrying value of accounts payable and accrued expenses and other notes payable approximates fair value, due to their short-term nature. See Note 15 – "Fair Value of Financial Instruments."

## NEW ACCOUNTING PRONOUNCEMENTS

In June 2009, FASB issued Accounting Standards Update No. 2009-17, *Improvements to Financial Reporting by Enterprises Involved with Variable Interest Entities*. The new guidance requires a qualitative approach to identifying a controlling financial interest in a variable interest entity (VIE) and requires an ongoing assessment of whether an interest in a VIE makes the holder the primary beneficiary of the VIE. The Trust adopted this guidance on January 1, 2010. Adoption did not have a material impact on our consolidated financial statements beyond the expanded disclosures included in Note 4 - "Variable Interest Entity."

### 3. SALE OF OWNERSHIP INTERESTS IN ALBUQUERQUE SUBSIDIARY

On July 22, 2010, the Board of Trustees unanimously approved, with Mr. Wirth abstaining, for the Partnership to enter into an agreement with Rare Earth, an affiliate of Mr. Wirth, to sell additional units in Albuquerque Suite Hospitality, LLC (the "Albuquerque entity"). Under the agreement, Rare Earth agreed to either purchase or bring in other investors to purchase at least 51% of the membership interests in the Albuquerque entity and the parties agreed to restructure the current operating agreement of the Albuquerque entity. A total of 400 units were available for sale for \$10,000 per unit, with a two unit minimum subscription. On October 29, 2010, the parties revised the operating agreement.

Under the new operating agreement, Rare Earth became the administrative member of the Albuquerque entity, in charge of the day-to-day management of the company. Additionally, the membership interests in the Albuquerque entity were allocated to three classes with differing distribution preference rights. Class A units will be owned by unrelated third parties and will have first priority for distributions, Class B units will be owned by the Trust and/or the Partnership and will have second priority for distributions, and Class C units will be owned by Rare Earth or other affiliates of Mr. Wirth and will have the lowest priority for distributions from the Albuquerque entity. Rare Earth is also entitled to a formation fee equal to \$320,000, payable in either cash or units in the Albuquerque entity, if at least 160 units are sold. Rare Earth earned this fee in the fourth quarter of fiscal year 2011 and received 32 Class C units in the Albuquerque entity. After all investors have received their initial capital plus a 7% per annum simple return, any additional profits will be allocated 50% to Rare Earth, with the remaining 50% allocated proportionately to all unit classes. InnSuites Hotels will continue to provide management, licensing and reservation services to the property.

During the fiscal year ended January 31, 2011, the Partnership sold approximately 47% of its membership interests for \$1,754,000 to unrelated third parties, approximately 19% to Mr. Wirth and his affiliates for \$400,000 and approximately 1% for \$20,000 to Mr. Lawrence Pelegrin, who is a member of the Board of Trustees. The transactions were a reduction in the Partnership's controlling interest (see Note 4 - "Variable Interest Entity"), and therefore no gain or loss was reflected in the statements of operations and funds received in excess of cost basis were recorded to equity. As of January 31, 2011, the Partnership holds a 33.32% ownership interest in the Albuquerque entity, Mr. Wirth and his affiliates hold a 19.25% interest, and other parties hold a 47.43% interest.

### 4. VARIABLE INTEREST ENTITY

Management evaluates the Trust's explicit and implicit variable interests to determine if they have any variable interests in VIEs. Variable interests are contractual, ownership, or other pecuniary interests in an entity whose value changes with changes in the fair value of the entity's net assets, exclusive of variable interests. Explicit variable interests are those which directly absorb the variability of a VIE and can include contractual interests such as loans or guarantees as well as equity investments. An implicit variable interest acts the same as an explicit variable interest except it involves the absorbing of variability indirectly, such as through related party arrangements or implicit guarantees. The analysis includes consideration of the design of the entity, its organizational structure, including decision making ability over the activities that most significantly impact the VIE's economic performance. Generally accepted accounting principles require a reporting entity to consolidate a VIE when the reporting entity has a variable interest, or combination of variable interest, that provides it with a controlling financial interest in the VIE. The entity that consolidates a VIE is referred to as the primary beneficiary of that VIE.

The Partnership has determined that the Albuquerque entity is a variable interest entity with the Partnership as the primary beneficiary, as determined under the guidance of ASC Topic 810-10-25. In its determination, management considered the following qualitative and quantitative factors:

- a) The Partnership, Trust and their related parties, which share common ownership and management, have guaranteed material financial obligations of the Albuquerque entity, including its mortgage note payable and distribution obligations, which based on the capital structure of the Albuquerque entity, management believes could potentially be significant.
- b) The Partnership, Trust and their related parties have maintained, as a group, a controlling ownership interest in the Albuquerque entity, with the largest ownership belonging to the Partnership.
- c) The Partnership, Trust and their related parties have maintained control over the decisions which most impact the financial performance of the Albuquerque entity, including providing the personnel to operate the property on a daily basis.

During the fiscal year ending January 31, 2011, neither the Trust nor the Partnership have provided any implicit or explicit financial support for which they were not previously contracted. During the fiscal year ending January 31, 2010, both the Partnership and the Trust provided mortgage loan guarantees which allowed the Albuquerque entity to obtain new financing.

## 5. PROPERTY, PLANT, AND EQUIPMENT, HOTEL PROPERTIES

As of January 31, 2011 and 2010 property, plant and equipment consisted of the following:

	<u>2011</u>	<u>2010</u>
Land	\$7,005	\$7,005
Building and improvements	75,662	75,662
Furniture, fixtures and equipment	<u>391,808</u>	<u>342,930</u>
Total property, plant and equipment	474,475	425,597
Less accumulated depreciation	<u>(334,588)</u>	<u>(248,414)</u>
Property, Plant and Equipment, net	<u>\$139,887</u>	<u>\$177,183</u>

As of January 31, 2011 and 2010, the hotel properties consisted of the following:

	<u>2011</u>	<u>2010</u>
Land	\$2,817,515	\$2,817,515
Building and improvements	34,298,863	34,260,699
Furniture, fixtures and equipment	5,207,459	4,783,497
Work in progress	<u>62,146</u>	<u>44,142</u>
Total hotel properties	42,385,983	41,905,853
Less accumulated depreciation	<u>(16,468,720)</u>	<u>(15,183,021)</u>
Hotel properties, net	<u>\$25,917,263</u>	<u>\$26,722,832</u>

## 6. PREPAID EXPENSES AND OTHER CURRENT ASSETS

Prepaid expenses and other current assets are carried at face value and expect to be consumed within one year. As of January 31, 2011 and 2010, prepaid expenses and other current assets consisted of the following:

	<u>2011</u>	<u>2010</u>
Prepaid Insurance	\$ 177,054	\$ 73,386
Tax and Insurance Escrow	206,068	357,726
Other Prepaid Expenses and Current Assets	<u>59,921</u>	<u>64,425</u>
Total Prepaid Expenses and Current Assets	<u>\$ 443,043</u>	<u>\$ 495,537</u>

## 7. ACCOUNTS PAYABLE AND ACCRUED LIABILITIES

As of January 31, 2011 and 2010, accounts payable and accrued liabilities consisted of the following:

	<u>2011</u>	<u>2010</u>
Accounts Payable	\$608,905	\$378,143
Accrued Salaries and Wages	454,681	390,229
Accrued Vacation	218,711	248,623
Sales Tax Payable	168,751	149,470
Income Tax Payable	27,000	—
Accrued Interest Payable	91,293	87,726
Advanced Customer Deposits	80,214	137,491
Accrued Property Taxes	218,069	247,219
Accrued Land Lease	101,811	85,825
Accrued Other	<u>123,793</u>	<u>121,729</u>
Total Accounts Payable and Accrued Liabilities	<u>\$2,093,228</u>	<u>\$1,846,455</u>

## 8. MORTGAGE NOTES PAYABLE

At January 31, 2011, the Trust had mortgage notes payable outstanding with respect to each of the Hotels. The mortgage notes payable have various repayment terms and have scheduled maturity dates ranging from May 11, 2011 to November 1, 2021. Weighted average interest rates on the mortgage notes payable for the fiscal years ended January 31, 2011 and 2010 were 6.70% and 6.65%, respectively.

The following table summarizes the Trust's mortgage notes payable as of January 31, 2011 and 2010:

	<u>2011</u>	<u>2010</u>
Mortgage note payable, due in interest only monthly payments of \$23,333 at an interest rate of 7.0% per year, through December 30, 2013, plus a balloon payment of \$4,023,333 in December 2013, secured by the Yuma property with a carrying value of \$5.8 million at January 31, 2011.	\$ 4,000,000	\$4,000,000
Mortgage note payable, due in interest only monthly payments of \$6,667 at an interest rate of 8.0% per year, through December 30, 2013, plus a balloon payment of \$1,006,667 in December 2013, secured by the Yuma property with a carrying value of \$5.8 million at January 31, 2011.	1,000,000	—
Mortgage note payable, due in monthly installments of \$48,738, including interest at 8% per year, through May 1, 2016, secured by the Tucson Oracle property with a carrying value of \$4.4 million at January 31, 2011.	2,532,396	2,898,601
Mortgage note payable, due in monthly installments of \$71,141, including interest at 8.28% per year, through May 11, 2011, plus a balloon payment of \$7,550,198 in May 2011, secured by the Ontario property with a carrying value of \$6.3 million at January 31, 2011.	7,555,870	7,765,740
Mortgage note payable, due in monthly installments of \$16,032, including interest at 7.75% per year, through November 1, 2021, secured by the Albuquerque with a carrying value of \$1.5 million at January 31, 2011. At the discretion of the lender, the interest rate can be increased to the market rate, as determined by lender, on November 1, 2014.	1,407,352	1,487,270
Mortgage note payable, due in variable monthly installments (\$29,776 as of January 31, 2011) including interest at prime rate (3.25 % as of January 31, 2011), through January 28, 2015, plus a balloon payment of \$4,874,612 in January 2015, secured by the Tucson St. Mary's property with a carrying value of \$8.0 million at January 31, 2011.	5,585,098	5,755,343
Totals	<u>\$22,080,716</u>	<u>\$21,906,954</u>

The mortgage notes payable secured by the Albuquerque and Tucson St. Mary's hotel properties are recourse to the Partnership and Trust as full guarantors. None of the other mortgage notes are recourse to the Partnership or the Trust.

Mr. Wirth has guaranteed 100% of the Tucson St. Mary's mortgage note payable.

On April 7, 2010, we increased our mortgage note payable secured by the Yuma, Arizona property by \$1.0 million. The new balance of the mortgage note payable is \$5.0 million. The additional \$1.0 million borrowed bears interest at 8.0% and matures on December 31, 2013. The note is due in monthly interest-only installments of \$30,000, an increase of \$6,667 from the previous monthly interest-only installments of \$23,333. The proceeds of the mortgage financing were used for working capital purposes.

On October 2, 2009, the Trust refinanced the Albuquerque property with a mortgage note of \$1,500,000. The proceeds from the mortgage note were used to pay in full the previous mortgage note on the Albuquerque property of \$883,000 and for working capital purposes.

See Note 11 – "Minimum Debt Payments" for scheduled minimum payments.

## 9. NOTES PAYABLE TO BANKS

As of January 31, 2011, the Trust has a revolving bank line of credit agreement, with a credit limit of \$500,000. The line of credit bears interest at the prime rate plus 2.75% per annum, has no financial covenants and matures on May 23, 2011. If the Trust maintains bank balances of at least \$250,000 with the lender, the line of credit bears interest at the prime rate plus 1.0% with a 6.0% rate floor. The line is secured by a junior security interest in the Yuma, Arizona property and trade receivables. Mr. Wirth is a guarantor on the new line of credit. The Trust had no funds drawn on this line of credit as of January 31, 2011.

## 10. OTHER NOTES PAYABLE

As of January 31, 2011, the Trust had \$480,553 in secured promissory notes outstanding to unrelated third parties arising from the repurchase of 99,118 Class A limited partnership units in the Partnership and the repurchase of 404,698 Shares of Beneficial Interest in privately negotiated transactions. The promissory notes bear interest at 7% per year and are due in varying monthly payments through May 2014. The repurchased Class A limited partnership units and Shares of Beneficial Interest secure the notes. As of January 31, 2010, the Trust had \$645,879 in secured promissory notes outstanding to unrelated third parties arising from the repurchase of 99,118 Class A limited partnership units in the Partnership and the repurchase of 404,698 Shares of Beneficial Interest in privately negotiated transactions.

## 11. MINIMUM DEBT PAYMENTS

Scheduled minimum payments of debt as of January 31, 2011 are as follows in the respective fiscal years indicated:

<b>FISCAL YEAR</b>	<b>MORTGAGES</b>	<b>OTHER NOTES PAYABLE</b>	<b>TOTAL</b>
2012	\$8,214,760	\$172,939	\$8,387,699
2013	704,124	164,848	868,972
2014	5,753,834	127,309	5,881,143
2015	5,652,535	15,457	5,667,992
2016	663,186	—	663,186
Thereafter	<u>1,092,277</u>	<u>—</u>	<u>1,092,277</u>
	<u>\$22,080,716</u>	<u>\$480,553</u>	<u>\$22,561,269</u>

## 12. DESCRIPTION OF CAPITAL STOCK

Holders of the Trust's Shares of Beneficial Interest are entitled to receive dividends when and if declared by the Board of Trustees of the Trust out of funds legally available therefor. The holders of Shares of Beneficial Interest, upon any liquidation, dissolution or winding-down of the Trust, are entitled to share ratably in any assets remaining after payment in full of all liabilities of the Trust. The Shares of Beneficial Interest possess ordinary voting rights, each share entitling the holder thereof to one vote. Holders of Shares of Beneficial Interest do not have cumulative voting rights in the election of Trustees and do not have preemptive rights.

On January 2, 2001, the Board of Trustees approved a share repurchase program under Rule 10b-18 of the Securities Exchange Act of 1934, as amended, for the purchase of up to 250,000 limited partnership units in the Partnership and/or Shares of Beneficial Interest in open market or privately negotiated transactions. On September 10, 2002, August 18, 2005 and September 10, 2007, the Board of Trustees approved the purchase of up to 350,000 additional limited partnership units in the Partnership and/or Shares of Beneficial Interest in open market or privately negotiated transactions. Additionally, on January 5, 2009, September 15, 2009 and January 31, 2010, the Board of Trustees approved the purchase of up to 300,000, 250,000 and 350,000, respectively, additional limited partnership units in the Partnership and/or Shares of Beneficial Interest in open market or privately negotiated transactions. Acquired Shares of Beneficial Interest will be held in treasury and will be available for future acquisitions and financings and/or for awards granted under the InnSuites Hospitality Trust 1997 Stock Incentive and Option Plan. During fiscal year 2011, we acquired 56,040 Shares of Beneficial Interest in open market transactions at an average price of \$1.50 per share and 2,600 Shares of Beneficial Interest in privately-negotiated transactions at an average price of \$1.47 per share. We intend to continue repurchasing Shares of Beneficial Interest and RRF Limited Partnership Units in compliance with applicable legal and NYSE Amex requirements.

For the years ended January 31, 2011 and 2010, the Trust repurchased 58,640 and 446,111 Shares of Beneficial Interest at an average price of \$1.50 and \$1.39 per share, respectively. Repurchased Shares of Beneficial Interest are accounted for as treasury stock in the Trust's Consolidated Statements of Shareholders' Equity.

### 13. FEDERAL INCOME TAXES

The Trust and subsidiaries have income tax net operating loss carry forwards of approximately \$13.5 million at January 31, 2011. In 2005, the Trust had an ownership change within the meaning of Internal Revenue Code Section 382. The Trust determined that such ownership change would not have a material impact on the future use of the net operating losses. However, future changes in ownership could limit the use of the net operating losses.

The Trust and subsidiaries have federal and state net operating loss carryforwards. The federal and state net operating loss carryforwards are estimated to expire as follows:

<u>Year</u>	<u>Federal</u>	<u>State</u>
2012	\$2,846,215	\$ -
2014	-	242,700
2015	-	-
2016	-	1,603,675
2019	1,163,799	1,492,444
2020	1,979,025	-
2021	250,847	-
2022	1,580,590	-
2023	1,671,294	-
2024	697,877	-
2028	100,323	-
2029	354,667	31,940
2030	960,063	166,377
2031	1,878,257	343,847
	<u>\$13,482,958</u>	<u>\$3,880,983</u>

<u>Total and net deferred income tax assets at January 31,</u>	<u>2011</u>	<u>2010</u>
Net operating loss carryforwards	\$4,855,000	\$4,071,000
Bad debt allowance	5,000	23,000
Accrued expenses	90,000	92,000
Prepaid insurance	42,000	-
Alternative minimum tax credit	<u>61,000</u>	<u>61,000</u>
Total deferred income tax assets	5,053,000	4,247,000
Deferred income tax liability associated with book/tax differences in hotel properties	<u>(2,996,000)</u>	<u>(2,658,000)</u>
Net deferred income tax asset	2,057,000	1,589,000
Valuation allowance	<u>(2,057,000)</u>	<u>(1,589,000)</u>
Net deferred income tax asset	<u>\$ -</u>	<u>\$ -</u>
<u>Income taxes for the year ended January 31,</u>	<u>2011</u>	<u>2010</u>
Current income tax provision (benefit)	\$27,000	\$(35,828)
Deferred income tax benefit (provision)	-	-
Net income tax provision (benefit)	<u>\$27,000</u>	<u>\$(35,828)</u>

The differences between the statutory and effective tax rates are as follows for the year ended January 31, 2011:

Federal statutory rates	\$(673,000)	(34%)
State income taxes	(140,000)	(7%)
Change in valuation allowance	468,000	24%
True-ups to prior year return	270,000	14%
Other	<u>102,000</u>	<u>5%</u>
Effective rate	<u>\$27,000</u>	<u>\$1%</u>

The differences between the statutory and effective tax rates are as follows for the year ended January 31, 2010:

Federal statutory rates	\$(361,000)	(34%)
State income taxes	(50,000)	(5%)
Change in valuation allowance	523,000	49%
True-ups to prior year return	(94,000)	(9%)
Other	<u>(53,828)</u>	<u>(5%)</u>
Effective rate	<u>(35,828)</u>	<u>(3%)</u>

The valuation allowance increased by approximately \$468,000 and \$523,000 in the years ended January 31, 2011 and 2010, respectively, primarily due to a reduction in deferred tax liabilities associated with hotel properties due to timing differences in depreciation recognition.

The Trust and certain of its subsidiaries file income tax returns in the US federal jurisdiction and several states. Neither the Trust nor any of its subsidiaries are currently under audit examination by federal or state taxing authorities for any previous tax years.

The Trust's practice is to recognize interest and/or penalties related to income tax matters in income tax expense. The Trust had no accrued interest or penalties at January 31, 2011 and 2010.

#### **14. OTHER RELATED PARTY TRANSACTIONS**

The Partnership is responsible for all operating expenses incurred by the Trust in accordance with the Partnership Agreement.

As of January 31, 2011 and 2010, Mr. Wirth and his affiliates held 3,407,938 Class B limited partnership units, which represented 25.8% of the total outstanding partnership units. As of January 31, 2011 and 2010, Mr. Wirth and his affiliates held 5,573,624 Shares of Beneficial Interest in the Trust, which represented 65.2% and 64.8%, respectively, of the total issued and outstanding Shares of Beneficial Interest.

At January 31, 2011, the Trust owned a 71.41% interest in three of the Hotels and a 23.79% interest in the Albuquerque hotel through its sole general partner's interest in the Partnership. At January 31, 2010, the Trust owned a 71.41% interest in all four of the above hotels through its sole general partner's interest in the Partnership.

During the first eleven months of fiscal year 2010, InnSuites Hotels received 2.5% of room revenue from the four hotels (reduced to three as of July 28, 2010) owned by affiliates of Mr. Wirth in exchange for management services and an additional monthly accounting fee of \$2,000. Beginning January 1, 2010 and effective through January 31, 2011, the management fees for these hotels remained at 2.5% of room revenue and the annual accounting fee was adjusted to \$27,000, payable \$1,000 per month with an additional payment of \$15,000 due at year end for annual accounting closing activities. These agreements have no expiration date and may be cancelled by either party with 90-days written notice or 30-days written notice in the event the property changes ownership.

During the first eleven months of fiscal year 2010, InnSuites Hotels received 1.25% of room revenue from the four hotels (reduced to three as of July 28, 2010) owned by affiliates of Mr. Wirth in exchange for use of the "InnSuites" trademark. Effective January 1, 2010 and through January 31, 2011, the fees for hotels owned by affiliates of Mr. Wirth were amended to a per-room calculation, with fees equal to \$10 per month per room for the first 100 rooms, and \$2 per month per room for the amount above 100 rooms. These agreements have no expiration date and may be cancelled by either party with 12-months written notice or 90-days written notice in the event the property changes ownership.

#### **15. FAIR VALUE OF FINANCIAL INSTRUMENTS**

FASB has issued guidance that defines fair value, establishes a framework for measuring fair value and expands disclosures about fair value measurements.

The guidance defines fair value as the price that would be received to sell an asset or paid to transfer a liability in an orderly transaction between market participants at the measurement date. It also establishes a fair value hierarchy that requires an entity to maximize the use of observable inputs and minimize the use of unobservable inputs when measuring fair value. The standard describes three levels of inputs that may be used to measure fair value:

Level 1 Quoted prices in active markets for identical assets or liabilities;

Level 2 Observable inputs other than Level 1 prices, such as quoted prices for similar assets or liabilities; quoted prices in active markets that are not active; or other inputs that are observable or can be corroborated by observable market data for substantially the full term of the assets or liabilities; or

Level 3 Unobservable inputs that are supported by little or no market activity and that are significant to the fair value of the assets or liabilities.

The Trust has no financial assets or liabilities measured at fair value in the accompanying balance sheets at January 31, 2011 and 2010. For footnote disclosure purposes, the fair value of notes payable and long-term debt was estimated based on the borrowing rates currently available to the Trust for bank loans with similar terms and maturities.

The following table presents the estimated fair values of the Trust's debt instruments not recognized in the accompanying consolidated balance sheets at January 31, 2011 and 2010:

	2011		2010	
	CARRYING AMOUNT	FAIR VALUE	CARRYING AMOUNT	FAIR VALUE
Mortgage notes payable	\$22,080,716	\$21,280,238	\$21,906,954	\$20,907,254
Notes payable to banks	—	—	110,137	110,137
Other notes payable	480,553	483,356	645,879	649,251

#### 16. SUPPLEMENTAL CASH FLOW DISCLOSURES

	2011	2010
Cash paid for interest	\$1,541,317	\$1,497,965
Cash refunded from (paid for) income taxes	—	58,189
Promissory notes issued by the Trust to acquire Class A limited partnership units	—	105,564
Promissory notes issued by the Trust to acquire Shares of Beneficial Interest	—	516,360

#### 17. COMMITMENTS AND CONTINGENCIES

Two of the Hotels are subject to non-cancelable ground leases expiring in 2050 and 2033. Total expense associated with the non-cancelable ground leases for the fiscal years ended January 31, 2011 and 2010 was \$204,206 and \$203,638, respectively, plus a variable component based on gross revenues of each property that totaled approximately \$95,000 and \$77,000, respectively.

During the second quarter of fiscal year 2010, the Trust entered into a five-year office lease for its corporate headquarters. The Trust recorded \$25,034 and \$12,312 of general and administrative expense related to the lease during fiscal year 2011 and 2010, respectively. The lease includes a base rent charge of \$24,000 for the first lease year with annual increases to a final year base rent of \$39,600. The Trust has the option to cancel the lease after each lease year for penalties of four months rent after the first year with the penalty decreasing by one month's rent each successive lease year. It is the Trust's intention to remain in the office for the duration of the five-year lease period.

Future minimum lease payments under these non-cancelable ground leases and office lease are as follows:

<u>Fiscal Year Ending</u>	
2012	\$217,027
2013	239,760
2014	247,760
2015	228,160
2016	206,560
Thereafter	<u>5,340,892</u>
Total	<u>\$6,480,159</u>

The Trust is obligated under loan agreements relating to four of its hotels to deposit 4% of the individual hotel's room revenue into an escrow account to be used for capital expenditures. The escrow funds applicable to the four hotel properties for which a mortgage lender escrow exists are reported on the Trust's Consolidated Balance Sheet as "Restricted Cash."

InnSuites Hotels has entered into franchise arrangements with Best Western International for four of the hotel properties. These agreements provide for fees to be paid by the Hotels based on revenue and reservations received, and contain no minimum payment provisions.

The nature of the operations of the Hotels exposes them to risks of claims and litigation in the normal course of their business. Although the outcome of these matters cannot be determined, management does not expect that the ultimate resolution of these matters will have a material adverse effect on the consolidated financial position, results of operations or liquidity of the Trust.

The Trust is involved from time to time in various other claims and legal actions arising in the ordinary course of business. In the opinion of management, the ultimate disposition of these matters will not have a material adverse effect on the Trust's consolidated financial position, results of operations or liquidity.

## **18. STOCK OPTION PLAN**

During fiscal year 1999, the shareholders of the Trust adopted the 1997 Stock Incentive and Option Plan (the "Plan"). Pursuant to the Plan, the Compensation Committee may grant options to the Trustees, officers, other key employees, consultants, advisors and similar employees of the Trust and certain of its subsidiaries and affiliates. The number of options that may be granted in a year is limited to 10% of the total Shares of Beneficial Interest and limited partnership units in the Partnership (Class A and Class B) outstanding as of the first day of such year.

Generally, granted options expire 10 years from the date of grant, are exercisable during the optionee's lifetime only by the recipient and are non-transferable. Unexercised options held by employees of the Trust generally terminate on the date the individual ceases to be an employee of the Trust.

There were no options granted in fiscal year 2011 or 2010, and no options outstanding as of January 31, 2011. The Plan currently has 1,000,000 options available to grant. The Plan also permits the Trust to award stock appreciation rights, none of which, as of January 31, 2011, have been issued.

See Note 2 – "Summary of Significant Accounting Policies" for information related to grants of restricted shares.

## **19. SUBSEQUENT EVENTS**

On February 17, 2011, the Trust and Partnership entered into a restructuring agreement with Rare Earth to allow for the sale of minority interest units in the Tucson entity. Under the agreement, Rare Earth agreed to purchase or bring in other investors to purchase up to 232 units of the Tucson entity and the parties agreed to restructure the limited partnership agreement of the Tucson entity.

Under the restructured limited partnership agreement, Rare Earth became the a general partner of the Tucson entity along with the Partnership. Rare Earth will relinquish its status as general partner if it fails to sell at least 160 units in the Tucson entity. Additionally, the partnership interests in the Tucson entity were allocated to three classes with differing distribution preference rights. Class A units will be owned by unrelated third parties and will have first priority for distributions, Class B units will be owned by the Trust and/or the Partnership and will have second priority for distributions, and Class C units will be owned by Rare Earth or other affiliates of Mr. Wirth and will have the lowest priority for distributions from the Tucson entity. Rare Earth is also entitled to a formation fee equal to \$320,000, payable in either cash or units in the Tucson entity, if at least 160 units are sold. After all investors have received their initial capital plus a 7% per annum simple return, any additional profits will be allocated 50% to Rare Earth, with the remaining 50% allocated proportionately to all unit classes. InnSuites Hotels will continue to provide management, licensing and reservation services to the property.

**INNSUITES HOSPITALITY TRUST AND SUBSIDIARY  
REAL ESTATE AND ACCUMULATED DEPRECIATION  
AS OF JANUARY 31, 2011**

<u>Properties</u>	<u>Encumbrances</u>	<u>Land</u>	<u>Initial Cost to Tenant</u>	<u>Cost Capitalized Subsequent to Acquisition</u>	<u>Gross Amounts at Which Carried at Close of Period</u>		
			<u>Building and Improvements</u>	<u>Land</u>	<u>Building and Improvements</u>	<u>Land</u>	<u>Building and Improvements</u>
InnSuites Hotel and Suites Tucson, Catalina Foothills Best Western Tucson, Arizona	\$ 2,532,396	\$ —	\$ 4,220,820	\$ —	\$ 2,415,388	\$ —	\$ 6,636,208
InnSuites Hotel and Suites Yuma Mall Yuma, Arizona	5,000,000	251,649	4,983,292	53,366	2,500,739	305,015	7,484,031
Best Western Airport Ontario Hotel and Suites Ontario, California	7,555,870	1,633,064	5,450,872	—	1,667,433	1,633,064	7,118,305
InnSuites Hotel and Suites Tucson St. Mary's Tucson, Arizona	5,585,098	900,000	9,166,549	(20,564)	1,621,327	879,436	10,787,876
InnSuites Hotel and Suites Albuquerque Airport Best Western Albuquerque, New Mexico	1,407,352	—	1,903,970	—	368,473	—	2,272,443
InnSuites Hospitality Trust Phoenix, Arizona	=	<u>7,005</u>	<u>75,662</u>	=	=	<u>7,005</u>	<u>75,662</u>
	<u>\$ 22,080,716</u>	<u>\$ 2,791,718</u>	<u>\$ 25,801,165</u>	<u>\$ 32,802</u>	<u>\$ 8,573,360</u>	<u>\$ 2,824,520</u>	<u>\$ 34,374,525</u>

	<u>Gross Land and Building</u>	<u>Accumulated Depreciation</u>	<u>Net Book Value Land and Buildings and Improvements</u>	<u>Date of Construction</u>	<u>Date of Acquisition</u>	<u>Depreciation in Income Statement is Computed</u>
InnSuites Hotel and Suites Tucson, Catalina Foothills Best Western Tucson, Arizona	\$6,636,208	\$2,449,082	\$4,187,126	1981	1998	5-40 years
InnSuites Hotel and Suites Yuma Mall Yuma, Arizona	7,789,046	2,514,848	5,274,198	1982	1998	5-40 years
Best Western Airport Ontario Hotel and Suites Ontario, California	8,751,369	2,794,775	5,956,594	1990	1998	5-40 years
InnSuites Hotel and Suites Tucson St. Mary's Tucson, Arizona	11,667,312	4,006,105	7,661,207	1960	1998	5-40 years
InnSuites Hotel and Suites Albuquerque Airport Best Western Albuquerque, New Mexico	2,272,443	979,814	1,292,629	1975	2000	5-40 years
InnSuites Hospitality Trust Phoenix, Arizona	<u>82,667</u>	<u>15,476</u>	<u>67,191</u>	2004	2004	33 years
	<u>\$37,199,045</u>	<u>\$12,760,100</u>	<u>\$24,438,945</u>			

(See accompanying independent auditors report.)

(A) Aggregate cost for federal income tax purposes at January 31, 2011 and 2010 are as follows:

	<u>2011</u>	<u>2010</u>
Land	\$1,856,788	\$1,856,788
Buildings and improvements	<u>20,223,866</u>	<u>19,930,009</u>
	<u>\$22,080,654</u>	<u>\$21,786,797</u>
Reconciliation of Real Estate:		
Balance at January 31, 2009	\$36,864,441	
Improvement to Hotel Properties	307,162	
Disposal of Property Improvements	<u>(10,722)</u>	
Balance at January 31, 2010	\$37,160,881	
Improvement to Hotel Properties	346,358	
Disposal of Property Improvements	<u>(308,194)</u>	
Balance at January 31, 2011	<u>\$37,199,045</u>	

(See accompanying independent auditors report.)

## MORTGAGES LOANS ON REAL ESTATE

Description	Interest Rate	Maturity Date	Periodic Payment Term	Face Amount of Mortgages	1/31/11 Carrying Amount
Mortgage Note Secured by Albuquerque, NM property	7.75%	11/1/2021	144 monthly installments	\$1,500,000	\$1,407,352
Mortgage Note Secured by Ontario, CA property	8.280%	5/11/2011	120 monthly installments, with balloon payment of \$7,498,458 due at maturity	9,000,000	7,555,870
Mortgage Note Secured by Yuma, AZ property	7.0%	12/30/2013	60 monthly interest only installments, with balloon payment of \$4,000,000 at maturity	4,000,000	4,000,000
Mortgage Note Secured by Yuma, AZ property	8.0%	12/30/2013	43 monthly interest only installments, with balloon payment of \$1,000,000 at maturity	1,000,000	1,000,000
Mortgage Note Secured by Tucson St. Mary's, AZ property	Prime rate	1/28/2015	83 monthly installments, with balloon payment of \$4,861,870 due at maturity	6,050,000	5,585,098
Mortgage Note Secured by Tucson Oracle, AZ property	8.000%	5/1/2016	180 monthly installments	<u>5,100,000</u> <u>\$26,650,000</u>	<u>2,532,396</u> <u>\$22,080,716</u>

## Mortgage Note Reconciliation

Balance at January 31, 2009	\$22,070,565
Deductions during period:	
Net refinancings	1,500,000
Principal payments	(1,663,611)
Balance at January 31, 2010	<u>21,906,954</u>
Deductions during period:	
Net refinancings	1,000,000
Principal payments	(826,238)
Balance at January 31, 2011	<u>\$22,080,716</u>

(See accompanying independent auditor's report.)

**Item 9. CHANGES IN AND DISAGREEMENTS WITH ACCOUNTANTS ON ACCOUNTING AND FINANCIAL DISCLOSURE.**

None.

**Item 9A. CONTROLS AND PROCEDURES**

**Evaluation of Disclosure Controls and Procedures**

We conducted an evaluation under the supervision and with the participation of our management, including our principal executive officer and principal financial officer, of the effectiveness of the design and operation of our disclosure controls and procedures. The term “disclosure controls and procedures,” as defined in Rules 13a-15(e) and 15d-15(e) under the Securities Exchange Act of 1934, as amended (the “Exchange Act”), means controls and other procedures of a company that are designed to ensure that information required to be disclosed by the company in the reports it files or submits under the Exchange Act is recorded, processed, summarized and reported, within the time periods specified in the SEC’s rules and forms. Based upon that evaluation, our principal executive officer and principal financial officer concluded that, as of the end of the period covered in this report, our disclosure controls and procedures were effective to ensure that information required to be disclosed in reports filed under the Exchange Act is recorded, processed, summarized and reported within the required time periods and is accumulated and communicated to our management, including our principal executive officer and principal financial officer, as appropriate to allow timely decisions regarding required disclosure.

Our management, including our principal executive officer and principal financial officer, does not expect that our disclosure controls and procedures or our internal controls will prevent all error or fraud. A control system, no matter how well conceived and operated, can provide only reasonable, not absolute, assurance that the objectives of the control system are met. Further, the design of a control system must reflect the fact that there are resource constraints and the benefits of controls must be considered relative to their costs. Due to the inherent limitations in all control systems, no evaluation of controls can provide absolute assurance that all control issues and instances of fraud, if any, have been detected.

**Management’s Report on Internal Control Over Financial Reporting**

Our management is responsible for establishing and maintaining adequate internal control over financial reporting (as defined in Rule 13a-15(f) under the Exchange Act. Because of its inherent limitations, internal control over financial reporting may not prevent or detect misstatements. Also, projections of any evaluation of effectiveness to future periods are subject to the risk that controls may become inadequate because of changes in conditions, or that the degree of compliance with the policies or procedures may deteriorate.

Our management assessed the effectiveness of our internal control over financial reporting as of January 31, 2011. In making this assessment, we used the criteria set forth by the Committee of Sponsoring Organizations of the Treadway Commission (“COSO”) in Internal Control — Integrated Framework. Based on our assessment using those criteria, our management concluded that our internal control over financial reporting was effective as of January 31, 2011.

**Changes in Internal Control over Financial Reporting**

There were no changes in our internal control over financial reporting during our most recently completed fiscal quarter that have materially affected, or are reasonably likely to materially affect, our internal control over financial reporting.

**Item 9B. OTHER INFORMATION**

None.

### PART III

#### **Item 10. TRUSTEES, EXECUTIVE OFFICERS AND CORPORATE GOVERNANCE**

Information required by this Item 10 as to our Trustees and Executive Officers is incorporated herein by reference to the information set forth under the caption “Election of Trustees” in our definitive proxy statement for our 2011 Annual Meeting of Shareholders to be held on July 7, 2011 (the “Proxy Statement”), which is expected to be filed with the SEC pursuant to Regulation 14A of the Securities Exchange Act of 1934, as amended, within 120 days after the end of our fiscal year.

The information regarding the Audit Committee of our Board of Trustees and the information regarding the “audit committee financial expert” are incorporated herein by reference to the information set forth under the caption “Board Committees— Audit Committee” in the Proxy Statement.

Information required by Item 405 of Regulation S-K is incorporated herein by reference to the information set forth under the caption “Certain Information Concerning the Trust—Section 16(a) Beneficial Ownership Reporting Compliance” in the Proxy Statement.

#### **Code of Ethics for Senior Financial Officers**

We have adopted a Code of Ethics that applies to our Chief Executive Officer, Chief Financial Officer and principal accounting officer and persons performing similar functions. We have posted our Code of Ethics on our website at [www.innsuitestrust.com](http://www.innsuitestrust.com). We intend to satisfy all SEC and NYSE Amex disclosure requirements regarding any amendment to, or waiver of, the Code of Ethics relating to our Chief Executive Officer, Chief Financial Officer and principal accounting officer, and persons performing similar functions, by posting such information on our website. In addition, we have adopted a Code of Conduct and Ethics that applies to all of our employees, officers and Trustees. It is also available on our website at [www.innsuitestrust.com](http://www.innsuitestrust.com).

#### **Item 11. EXECUTIVE COMPENSATION**

The information required by this Item 11 is incorporated herein by reference to the information set forth under the caption “Compensation of Trustees and Executive Officers” in the Proxy Statement.

#### **Item 12. SECURITY OWNERSHIP OF CERTAIN BENEFICIAL OWNERS AND MANAGEMENT AND RELATED SHAREHOLDER MATTERS**

The information required by this Item 12 is incorporated herein by reference to the information set forth under the caption “Certain Information Concerning the Trust—Ownership of Shares” in the Proxy Statement.

The following table provides information about our equity compensation plans (other than qualified employee benefits plans and plans available to shareholders on a pro rata basis) as of January 31, 2011:

#### **Equity Compensation Plan Information**

<u>Plan Category</u>	<u>Number of Securities to be Issued Upon Exercise of Outstanding Options Warrants and Rights (a)</u>	<u>Weighted – Average Exercise Price of Outstanding Options, Warrants and Rights (b)</u>	<u>Number of Securities Remaining Available for Future Issuance Under Equity Compensation Plans (Excluding Securitie Reflected in Column (a) (c)</u>
Equity compensation plans approved by security holders	0	\$N/A	1,000,000 <sup>(1)</sup>
Equity compensation plans not approved by security holders	None	None	None

(1) We have 1,000,000 options available for future grants under our 1997 Stock Incentive and Option Plan.

#### **Item 13. CERTAIN RELATIONSHIPS AND RELATED TRANSACTIONS, AND TRUSTEE INDEPENDENCE**

The information required by this Item 13 is incorporated herein by reference to the information set forth under the captions “Certain Transactions,” “Election of Trustees” and “Board Committees” in the Proxy Statement.

#### **Item 14. PRINCIPAL ACCOUNTANT FEES AND SERVICES**

The information required by this Item 14 is incorporated by reference to the information set forth under the caption “Certain Information Concerning the Trust—Audit Fees & Services” in the Proxy Statement.

## PART IV

### Item 15. EXHIBITS AND FINANCIAL STATEMENT SCHEDULES

(a)(1) and (2) Financial Statements and Schedules

Financial Statements/Schedules of InnSuites Hospitality Trust

1. Report of Independent Registered Public Accounting Firm – January 31, 2011 and 2010	16
2. Consolidated Balance Sheets – January 31, 2011 and 2010	17
3. Consolidated Statements of Operations – Years Ended January 31, 2011 and 2010	18
4. Consolidated Statements of Shareholders' Equity – Years Ended January 31, 2011 and 2010	19
5. Consolidated Statements of Cash Flows – Years Ended January 31, 2011 and 2010	20
6. Notes to Consolidated Financial Statements – Years Ended January 31, 2011 and 2010	21
7. Schedule III – Real Estate and Accumulated Depreciation	33
8. Schedule IV – Mortgage Loans on Real Estate	35

(a)(3) Exhibit List

<u>Exhibit No.</u>	<u>Exhibit</u>
3.1	Second Amended and Restated Declaration of Trust of InnSuites Hospitality Trust dated June 16, 1998, as further amended on July 12, 1999 (incorporated by reference to Exhibit 3.1 of the Registrant's Annual Report on Form 10-K for the fiscal year ended January 31, 2005 filed with the Securities and Exchange Commission on May 16, 2005).
10.1	First Amended and Restated Agreement of Limited Partnership of RRF Limited Partnership dated January 31, 1998 (incorporated by reference to Exhibit 10.1 of the Registrant's Registration Statement on Form S-2, filed with the Securities and Exchange Commission on September 8, 1998).
10.2*	Form of Indemnification Agreement between InnSuites Hospitality Trust and each Trustee and executive officer (incorporated by reference to Exhibit 10.3 of the Registrant's Annual Report on Form 10-K/A for the fiscal year ended January 31, 2006 filed with the Securities and Exchange Commission on May 12, 2006).
10.3*	InnSuites Hospitality Trust 1997 Stock Incentive and Option Plan (incorporated by reference to Exhibit 4(a) of the Registrant's Registration Statement on Form S-8 filed with the Securities and Exchange Commission on September 19, 2000).
10.4*	Line of Credit Agreement, dated August 1, 2010, by and between RRF Limited Partnership and Rare Earth Financial, LLC (incorporated by reference to Exhibit 10.1 of the Registrant's Quarterly Report on Form 10-Q for the fiscal quarter ended July 31, 2010 filed with the Securities and Exchange Commission on September 3, 2010).
10.5*	Albuquerque Suite Hospitality, LLC Restructuring Agreement, dated August 30, 2010, by and among RRF Limited Partnership, Rare Earth Financial, LLC, InnSuites Hospitality Trust, James F. Wirth, and Albuquerque Suite Hospitality, LLC (incorporated by reference to Exhibit 10.2 of the Registrant's Quarterly Report on Form 10-Q for the fiscal quarter ended July 31, 2010 filed with the Securities and Exchange Commission on September 3, 2010).
10.6	Revolving Bank Line of Credit Promissory Note, dated November 23, 2010, executed by InnSuites Hospitality Trust, Yuma Hospitality Properties Limited Partnership and RRF Limited Partnership, as Borrowers, in favor of RepublicBankAZ, N.A., as Lender (incorporated by reference to Exhibit 10.1 of Registrant's Quarterly Report on Form 10-Q for the fiscal quarter ended October 31, 2010 filed with the Securities and Exchange Commission on December 9, 2010).
10.7	Revolving Bank Line of Credit Business Loan Agreement, dated November 23, 2010, by and among InnSuites Hospitality Trust, Yuma Hospitality Properties Limited Partnership and RRF Limited Partnership, as Borrowers, and RepublicBankAZ, N.A., as Lender (incorporated by reference to Exhibit 10.2 of the Registrant's Quarterly Report on Form 10-Q for the fiscal quarter ended October 31, 2010 filed with the Securities and Exchange Commission on December 9, 2010).
10.8*	Tucson Hospitality Properties LP Restructuring Agreement, dated February 17, 2011, by and among Rare Earth Financial, LLC, RRF Limited Partnership, InnSuites Hospitality Trust, Tucson Hospitality Properties LP, and James F. Wirth.
21	Subsidiaries of the Registrant.
31.1	Certification of Chief Executive Officer pursuant to Section 302 of the Sarbanes-Oxley Act of 2002.
31.2	Certification of Chief Financial Officer pursuant to Section 302 of the Sarbanes-Oxley Act of 2002.
32.1	Certification of Chief Executive Officer required by Section 906 of the Sarbanes-Oxley Act of 2002.
32.2	Certification of Chief Financial Officer required by Section 906 of the Sarbanes-Oxley Act of 2002.

\* Management contract or compensatory plan or arrangement.

## SIGNATURES

Pursuant to the requirements of Section 13 or 15(d) of Securities Exchange Act of 1934, as amended, the Trust has duly caused this report to be signed on its behalf by the undersigned, thereunto duly authorized.

### INNSUITES HOSPITALITY TRUST

Dated: April 29, 2011

By: /s/ James F. Wirth  
James F. Wirth, Chairman,  
President and Chief Executive Officer  
(Principal Executive Officer)

Dated: April 29, 2011

By: /s/ Anthony B. Waters  
Anthony B. Waters, Chief Financial Officer  
(Principal Financial Officer)

Pursuant to the requirements of the Securities Exchange Act of 1934, as amended, this report has been signed below by the following persons on behalf of the Trust and in the capacities and on the dates indicated.

Dated: April 29, 2011

By: /s/ James F. Wirth  
James F. Wirth, Chairman,  
President and Chief Executive Officer  
(Principal Executive Officer)

Dated: April 29, 2011

By: /s/ Anthony B. Waters  
Anthony B. Waters, Chief Financial Officer  
(Principal Financial Officer)

Dated: April 29, 2011

By: /s/ Robert Mazakis  
Robert Mazakis, Controller  
(Principal Accounting Officer)

Dated: April 29, 2011

By: /s/ Marc E. Berg  
Marc E. Berg, Trustee

Dated: April 29, 2011

By: /s/ Steven S. Robson  
Steven S. Robson, Trustee

Dated: April 29, 2011

By: /s/ Peter A. Thoma  
Peter A. Thoma, Trustee

Dated: April 29, 2011

By: /s/ Larry Pelegrin  
Larry Pelegrin, Trustee

**Subsidiaries of the Registrant**

1. RRF Limited Partnership, a Delaware limited partnership.
2. Yuma Hospitality Properties, Ltd., an Arizona limited partnership.
3. Tucson Hospitality Properties, Ltd, an Arizona limited partnership.
4. Ontario Hospitality Properties Limited Partnership, an Arizona limited partnership.
5. Tucson St. Mary's Suite Hospitality LLC, an Arizona limited liability company.
6. Albuquerque Suite Hospitality LLC, an Arizona limited liability company.
7. InnSuites Hotels, Inc., a Nevada corporation.

## CERTIFICATION

I, James F. Wirth, certify that:

1. I have reviewed this annual report on Form 10-K of InnSuites Hospitality Trust;
2. Based on my knowledge, this report does not contain any untrue statement of a material fact or omit to state a material fact necessary to make the statements made, in light of the circumstances under which such statements were made, not misleading with respect to the period covered by this report; 3. Based on my knowledge, the financial statements, and other financial information included in this report, fairly present in all material respects the financial condition, results of operations and cash flows of the registrant as of, and for, the periods presented in this report;
4. The registrant's other certifying officer(s) and I are responsible for establishing and maintaining disclosure controls and procedures (as defined in Exchange Act Rules 13a-15(e) and 15d-15(e)) and internal control over financial reporting (as defined in Exchange Act Rules 13a-15(f) and 15d-15(f)) for the registrant and have:
  - a) Designed such disclosure controls and procedures, or caused such disclosure controls and procedures to be designed under our supervision, to ensure that material information relating to the registrant, including its consolidated subsidiaries, is made known to us by others within those entities, particularly during the period in which this report is being prepared;
  - b) Designed such internal control over financial reporting, or caused such internal control over financial reporting to be designed under our supervision, to provide reasonable assurance regarding the reliability of financial reporting and the preparation of financial statements for external purposes in accordance with generally accepted accounting principles;
  - c) Evaluated the effectiveness of the registrant's disclosure controls and procedures and presented in this report our conclusions about the effectiveness of the disclosure controls and procedures, as of the end of the period covered by this report based on such evaluation; and
  - d) Disclosed in this report any change in the registrant's internal control over financial reporting that occurred during the registrant's most recent fiscal quarter (the registrant's fourth fiscal quarter in the case of an annual report) that has materially affected, or is reasonably likely to materially affect, the registrant's internal control over financial reporting; and
5. The registrant's other certifying officer(s) and I have disclosed, based on our most recent evaluation of internal control over financial reporting, to the registrant's auditors and the audit committee of registrant's board of directors (or persons performing the equivalent functions):
  - a) All significant deficiencies and material weaknesses in the design or operation of internal control over financial reporting which are reasonably likely to adversely affect the registrant's ability to record, process, summarize and report financial information; and
  - b) Any fraud, whether or not material, that involves management or other employees who have a significant role in the registrant's internal control over financial reporting.

Date: April 29, 2011

By: /s/ James F. Wirth  
Name: James F. Wirth  
Title: Chief Executive Officer

## CERTIFICATION

I, Anthony B. Waters, certify that:

1. I have reviewed this annual report on Form 10-K of InnSuites Hospitality Trust;
2. Based on my knowledge, this report does not contain any untrue statement of a material fact or omit to state a material fact necessary to make the statements made, in light of the circumstances under which such statements were made, not misleading with respect to the period covered by this report;
3. Based on my knowledge, the financial statements, and other financial information included in this report, fairly present in all material respects the financial condition, results of operations and cash flows of the registrant as of, and for, the periods presented in this report;
4. The registrant's other certifying officer(s) and I are responsible for establishing and maintaining disclosure controls and procedures (as defined in Exchange Act Rules 13a-15(e) and 15d-15(e)) and internal control over financial reporting (as defined in Exchange Act Rules 13a-15(f) and 15d-15(f)) for the registrant and have:
  - a) Designed such disclosure controls and procedures, or caused such disclosure controls and procedures to be designed under our supervision, to ensure that material information relating to the registrant, including its consolidated subsidiaries, is made known to us by others within those entities, particularly during the period in which this report is being prepared;
  - b) Designed such internal control over financial reporting, or caused such internal control over financial reporting to be designed under our supervision, to provide reasonable assurance regarding the reliability of financial reporting and the preparation of financial statements for external purposes in accordance with generally accepted accounting principles;
  - c) Evaluated the effectiveness of the registrant's disclosure controls and procedures and presented in this report our conclusions about the effectiveness of the disclosure controls and procedures, as of the end of the period covered by this report based on such evaluation; and
  - d) Disclosed in this report any change in the registrant's internal control over financial reporting that occurred during the registrant's most recent fiscal quarter (the registrant's fourth fiscal quarter in the case of an annual report) that has materially affected, or is reasonably likely to materially affect, the registrant's internal control over financial reporting; and
5. The registrant's other certifying officer(s) and I have disclosed, based on our most recent evaluation of internal control over financial reporting, to the registrant's auditors and the audit committee of registrant's board of directors (or persons performing the equivalent functions):
  - a) All significant deficiencies and material weaknesses in the design or operation of internal control over financial reporting which are reasonably likely to adversely affect the registrant's ability to record, process, summarize and report financial information; and
  - b) Any fraud, whether or not material, that involves management or other employees who have a significant role in the registrant's internal control over financial reporting.

Date: April 29, 2011

By: /s/ Anthony B. Waters  
 Name: Anthony B. Waters  
 Title: Chief Financial Officer

**CERTIFICATION PURSUANT TO  
18 U.S.C. SECTION 1350,  
AS ADOPTED PURSUANT TO  
SECTION 906 OF THE SARBANES-OXLEY ACT OF 2002**

I, James F. Wirth, Chief Executive Officer of InnSuites Hospitality Trust (the “Company”), do hereby certify in accordance with 18 U.S.C. 1350, as adopted pursuant to Section 906 of the Sarbanes-Oxley Act of 2002, that, to my knowledge:

1. The Annual Report on Form 10-K of the Company for the year ended January 31, 2011 (the “Annual Report”) fully complies with the requirements of Section 13(a) or 15(d) of the Securities Exchange Act of 1934 (15 U.S.C. 78m or 78o(d)); and
2. The information contained in the Annual Report fairly presents, in all material respects, the financial condition and results of operations of the Company.

Date: April 29, 2011

By: /s/ James F. Wirth  
Name: James F. Wirth  
Title: Chief Executive Officer

A signed original of this written statement has been provided to the Company and will be retained by the Company and furnished to the Securities and Exchange Commission or its staff upon request.

**CERTIFICATION PURSUANT TO  
18 U.S.C. SECTION 1350,  
AS ADOPTED PURSUANT TO  
SECTION 906 OF THE SARBANES-OXLEY ACT OF 2002**

I, Anthony B. Waters, Chief Financial Officer of InnSuites Hospitality Trust (the “Company”), do hereby certify in accordance with 18 U.S.C. 1350, as adopted pursuant to Section 906 of the Sarbanes-Oxley Act of 2002, that, to my knowledge:

1. The Annual Report on Form 10-K of the Company for the year ended January 31, 2011 (the “Annual Report”) fully complies with the requirements of Section 13(a) or 15(d) of the Securities Exchange Act of 1934 (15 U.S.C. 78m or 78o(d)); and
2. The information contained in the Annual Report fairly presents, in all material respects, the financial condition and results of operations of the Company.

Date: April 29, 2011

By: /s/ Anthony B. Waters

Name: Anthony B. Waters

Title: Chief Financial Officer

A signed original of this written statement has been provided to the Company and will be retained by the Company and furnished to the Securities and Exchange Commission or its staff upon request.

# Investor Information

## Corporate Offices:

InnSuites Hospitality Trust  
1625 E. Northern Ave #105  
Phoenix, AZ 85020  
Phone: (602) 944-1500  
Fax: (602) 678-0281

## Trust Officers:

James Wirth: President/CEO  
Marc Berg: Executive VP,  
Secretary & Treasurer  
Anthony Waters: CFO  
Robert Mazakis: Accounting Officer  
James Aronoff: Assistant Secretary

## Board of Trustees:

James Wirth: Chairman  
Marc Berg  
Steve Robson  
Peter Thoma  
Larry Pelegrin

## Committees of the Board of Trustees:

### Audit Committee:

Larry Pelegrin: Chairman  
Peter Thoma  
Steve Robson

## Governance & Nominating Committee:

Peter Thoma: Chairman  
Steve Robson  
Larry Pelegrin

## Compensation Committee:

Steve Robson: Chairman  
Peter Thoma  
Larry Pelegrin

## Shareholder Information:

### Investor Relations:

Marc Berg  
Phone: (602) 944-1500  
Fax: (602) 678-0281  
www.innsuitestrust.com

### Listed Securities:

NYSE Amex  
Symbol: IHT  
Cusip #457919108

### Transfer Agent:

Registrar and Transfer Company  
10 Commerce Drive  
Cranford, NJ 07016-3572  
Toll Free (800) 866-1340  
Fax (908) 497-2310

### General Counsel:

Thompson Hine LLP  
3900 Key Center  
Cleveland, OH 44114  
Phone (216) 566-5500  
Fax (216) 566-5800

### Hotel Information

#### & Information:

Toll Free (888) INNSUITES  
Or (800) 842-4242  
www.innsuites.com

### InnSuites Hotels, Inc.

#### (Wholly Owned):

James Wirth: CEO  
Anthony Waters: VP &  
Secretary/Treasurer

### Independent Accountants:

Moss Adams LLP  
8800 E. Raintree Dr.  
Suite 210  
Scottsdale, AZ 85260

## Stock Information

<u>Fiscal Year 2011</u>	<u>High</u>	<u>Low</u>
First Quarter	1.45	1.12
Second Quarter	1.55	1.21
Third Quarter	1.52	1.06
Fourth Quarter	1.55	1.10

<u>Fiscal Year 2010</u>	<u>High</u>	<u>Low</u>
First Quarter	1.53	0.79
Second Quarter	2.00	1.01
Third Quarter	1.40	1.00
Fourth Quarter	1.85	0.97

<u>Fiscal Year 2009</u>	<u>High</u>	<u>Low</u>
First Quarter	1.64	1.01
Second Quarter	1.59	1.00
Third Quarter	1.65	1.03
Fourth Quarter	1.40	0.46



*Boutique Destinations*

*Arizona*

*California*

*New Mexico*

*Texas*

*Declare Your Independence*

*Inn Suites*  
**BOUTIQUE**  
hotel collection

[www.innsuitesboutiquehotelcollection.com](http://www.innsuitesboutiquehotelcollection.com)

*Inn Suites*  
HOTELS & SUITES

[www.innsuites.com](http://www.innsuites.com)

[www.innsuitemtrust.com](http://www.innsuitemtrust.com)

1625 E Northern Ave Suite 105 . Phoenix, Arizona 85020 . ph 602.944.1500